



***MODERN VISIONS
IN TIMELESS TILE***

PORCELAIN STONE® | GLASS TILE | WALL TILE



DESIGN WITH CROSSVILLE®

Helping you create spaces that are truly inspired.

Nothing built with care, passion and intention is ever surface level — even surfaces themselves. Look at any product from Crossville, and you'll see something deeper. Founded in 1986, Crossville has been America's leading manufacturer of porcelain tile since the beginning. A true partner to the creative design process, we craft tile and flooring solutions from surface materials that move you forward. Because view or no view, we believe every space should have a vision.

PARTNERS IN INSPIRATION AND INNOVATION

Our mission is to provide creative and sustainable surface solutions rooted in technical mastery, designed for long-term function and finished with style and beauty. This catalog is your guide to everything you can expect from partnership with Crossville, from tile products and technical information, to support services and samples.

PART OF A FAMILY OF GREAT AMERICAN BRANDS

With manufacturing operations in the United States, our innovative Crossville tile products are expertly designed to keep up with the creativity of any designer, architect, or installer, and create spaces with enduring beauty. As a member of the AHF Products family, we are proud to be part of an ongoing legacy that is committed to supporting iconic flooring brands and U.S.-based manufacturing.





TABLE OF CONTENTS

PORCELAIN STONE®

If you expect your design materials to rise to the level of your creative vision, Porcelain Stone by Crossville is the clear choice. With hundreds of styles, colors, and sizes, Porcelain Stone provides design flexibility demanded by the nation's top architects and designers. Strong, durable, and stain resistant, it's backed by a no-nonsense warranty.



Access Point™ p. 18



Alaska® p. 20



Altered State™ p. 24




Argent™ 2.0 p. 26




Argent™ 2.5 p. 30



Basalt™ p. 32




Beljn™ p. 34




Civilization™ p. 36



Cleve™ p. 40



Color Blox® 2.0 p. 44



Cotto Moderno™ p. 48



Cross-Colors Mingles® p. 52




Cross-Tech™ p. 54



Gotham® p. 56



Java-Joint™ p. 58



Main Street™ p. 60




Marblique™ p. 62




Multiplier™ p. 66



Native Metal™ p. 70




Nest® p. 74




Notorious™ p. 78



Owen Stone™ p. 80




Portland Cliff™ p. 84




Portugal™ p. 88



Ready To Wear™ p. 92



Retro Active™ p. 94



Rural Retreat™ p. 98




Sand Garden™ p. 102




Shades 2.0® p. 106



Sociale™ p. 110




Stone Fiction™ p. 114




Trajectory™ p. 116

GLASS TILE

With Crossville’s glass tile, bring your vision to life with creative, colorful designs on walls and ceilings. Play with vibrancy, boldness, or soft pastels and neutrals to create a statement that can’t be ignored.



Convergence™ p. 122



Ebb & Flow™ p. 124



Glass Blox® p. 126



Sideview Glass™ p. 130

WALL TILE

Bring beauty to a new canvas with Crossville’s wall tile. Handmade wall tile gives design a specialized touch in a consistent execution. Lasting looks are brought to life in endless creative solutions.




Color By Numbers® p. 134



Color Perspectives™ p. 136



Cotto Moderno™ p. 138



Cursive® p. 140



Handwritten™ p. 142



Snippet™ p. 144




Swatches™ p. 146

CROSSVILLE SOLUTIONS

Uniquely Crossville	148	Finishes and Coatings	153
Special Services	149	Sustainability	154
Application Areas	150	Cleaning	156
ANSI A326.3 Product Use Classifications	151	Tile Performance Data Chart	157
Wet DCOF/Safety Considerations	152	Appendix	158
Get Planked Program	153		







WBS01 Statuario Access Point™

CBX31 Cotton Sheets Color Blox® 2.0

ASK01 Ice Alaska®

AV321 Lamp Post Gotham®

SHD41 Frost Shades® 2.0



RET05 Snow Blind Retro Active™ 2.0

SHD42 Vapor Shades® 2.0

RET04 Empress White Retro Active™ 2.0

MTP01 White Multiplier™

AV341 White Hot Altered State™




AV311 Buttoned Up Ready to Wear™

AV351/AV361 Levity Nest®

PTG01 Velho White Portugal™

JAV01 Two Sugars Java Joint™

NTR01 Femme Fatale Notorious™




ASK02 Bone Alaska®

CBX01 Sandbox Color Blox® 2.0

SHD51 Foam Shades® 2.0

AV211 Cinema Champagne Main Street™

AV322 Penthouse Gotham®



AV291 Silica Basalt™

MBQ01 Van Gogh White Marblique™

AV212 Café Caramel Main Street™

STF02 Travertine Beige Stone Fiction™

WBT04 Travertine Sand Access Point™




STF01 Travertine Ivory Stone Fiction™

NVM01 Noble Platinum Native Metal™

WBT01 Travertine White Access Point™

WBC01 Concrete White Access Point™

CIV01 Census Civilization™



SCL03 Cristallo Sociale™

CIV02 Populace Civilization™

SCL02 Taj Mahal Sociale™

CLV01 Ivory Ridge Cleve™

MBQBL Blended Deco Marblique™



OST02 Bunny Owen Stone™

ARG31 White Tiger Argent™ 2.0

RET03 Featherstone Retro Active™ 2.0

WBC04 Concrete Sand Access Point™

OST01 Down Owen Stone™

AV313 Off the Cuff Ready to Wear™



SHD43 Fog Shades® 2.0

ARG01 Winter Garden Argent™ 2.0

AV353/AV363 Blissful Nest®

AV354/AV364 Mindful Nest®

PTG02 Grand Rosé Portugal™

AV292 Caldera Basalt™



NTR02 Private Eye Notorious™


ARG35 Golden Glow Argent™ 2.0

CBX33 Wet Clay Color Blox® 2.0

SHD45 Clay Shades® 2.0

CBX07 Mud Pie Color Blox® 2.0

RET02 Seal Taupe Retro Active™ 2.0



OST03 Slipper Owen Stone™

ARG36 Sunkissed Rose Argent™ 2.0

CIV05 Power Civilization™

RRL02 Sunrise Rural Retreat™

RRL03 Midday Rural Retreat™

ASK03 Mink Alaska®



SHD53 Russet Shades® 2.0

NVM04 Copper Deposit Native Metal™

RRL05 Dusk Rural Retreat™

MBQ04 Onice Verde Marblique™

SHD52 Camel Shades® 2.0

ARG09 Lemon Drop Argent™ 2.5



ARG10 Orange Crush Argent™ 2.5

ARG12 Chicago Fire Argent™ 2.5

CBX37 Cayenne Color Blox® 2.0

ARG18 Concrete Jungle Argent™ 2.0

MBQ02 Breccia Capraia Marblique™

AV345 Melting Point™ Altered State™



AV356/AV366 Slumber Nest®

AV294 Mafic Basalt™

RET06 Roasted Chestnut Retro Active™ 2.0

CBX14 Tree House Color Blox® 2.0*

AV213 Bistro Brown Main Street™

AV325 Dockside Gotham®



Trajectory ▶ TRY01 Path | TRY03 Flight 12




Sociale ▶ SCL04 Augustus Grey 13



Wall: Marblique ▶ MBQ01 Van Gogh White
Floor: Marblique ▶ MBQBL Blended Deco 14



AV344 Copper Core Altered State™ OST05 Sable Owen Stone™ AV352/AV362 Joyous Nest™ ASK04 Glacier Alaska* CBX35 Celestial Horizon Color Blox® 2.0 CBX38 Little Boy Blue Color Blox® 2.0




ARG15 Memphis Blues Argent™ 2.0 ARG37 Night Sky Argent™ 2.0 ARG16 Grapes of Wrath Argent™ 2.5 CBX13 Blue Suede Shoes Color Blox® 2.0 RET13 Royal Navy Retro Active™ 2.0 SHD54 Midnight Shades® 2.0




RET11 Gulf Breeze Retro Active™ 2.0 CBX36 Just Ducky Color Blox® 2.0 AV315 Decked Out Ready to Wear™ ARG32 Silver Sage Argent™ 2.0 CBX34 Spring Sage Color Blox® 2.0 ARG05 Hollywood & Vine Argent™ 2.5



RET12 Racing Green Retro Active™ 2.0 AV317 Flannel Suit Ready to Wear™ AV316 Smarty Pants Ready to Wear™ AV293 Bedrock Basalt™ ARG38 Enchanted Forest Argent™ 2.0 BJN01 Toasted Waffle Beljin™



RRL01 Daybreak Rural Retreat™ BJN02 Platinum Solitaire Beljin™ SHD44 Mist Shades® 2.0 CBX03 Slinky Color Blox® 2.0 AV312 Hand in Glove Ready to Wear™ PDC02 Bluff Portland Cliff™



RET09 Phantom Retro Active™ 2.0 WBC05 Concrete Dove Access Point™ CIV03 Communique Civilization™ TRY01 Path Trajectory™ PDC01 Sheer Portland Cliff™ WBT05 Travertine Dove Access Point™



NVM02 Nickel Plate Native Metal™ PDC03 Echo Portland Cliff™ PTG03 Venho Verde Portugal™ AV323 Clock Tower Gotham* ARG33 Grey Tabby Argent™ 2.0 PTG05 Harvest Tawny Portugal™




RRL04 Twilight Rural Retreat™ PTG06 Madeira Reserve Portugal™ PTG04 Tinta Negra Portugal™ NTR04 Suspense Notorious™ CBX08 Sea Otter Color Blox® 2.0



AV318 Hats Off Ready to Wear™ AV342 Steel Gaze Altered State™ SHD46 Ash Shades® 2.0 RET01 Antico Taupe Retro Active™ 2.0 AV324 Mainline Gotham*




SHD47 Haze Shades® 2.0 AV314 Perfect Fit Ready to Wear™ AV355/AV365 Peaceful Nest* CLV02 Strata Beige Cleve™ SCL01 Zecevo Sociale™




NTR03 Sugar Daddy Notorious™ STF03 Travertine Silver Stone Fiction™ NTR05 Leading Man Notorious™ JAV02 Flat White Java Joint™ STF04 Travertine Coffee Stone Fiction™



JAV04 Fresh Ground Java Joint™ SDG01 Contemplative Cream Sand Garden™ SDG02 Meditative Mushroom Sand Garden™ JAV03 House Blend Java Joint™ TRY02 Direction Trajectory™



WBT06 Travertine Ash Access Point™ PDC04 Ashlar Portland Cliff™ AV214 Gallery Grey Main Street™ ARG34 Marble Faun Argent™ 2.0 WBC06 Concrete Ash Access Point™



CLV03 Shadow Glen Cleve™ SDG03 Thoughtful Taupe Sand Garden™ MBQ03 Invisible Grey Marblique™ CIV04 Currency Civilization™ SDG04 Profound Pewter Sand Garden™



NTP03 Dark Grey Multiplier™ RET08 Mercurial Retro Active™ 2.0 RET07 Leaden Retro Active™ 2.0 SHD48 Thunder Shades® 2.0 PDC05 Cavern Portland Cliff™




ARG17 Clean Slate Argent™ 2.0 SCL04 Augustus Grey Sociale™ BJN03 Castle Stone Beljin™ MTP02 Grey Multiplier™ NVM03 Crucible Steel Native Metal™




TRY03 Flight Trajectory™ OST04 Mittens Owen Stone™ BJN04 Canal Gray Beljin™ JAV05 French Press Java Joint™ SCL05 Bronze Amani Sociale™



CLV04 Iron Hollow Cleve™ AV326 Pavement Gotham* CIV06 Legality Civilization™ ASK05 Tundra Alaska* AV357/AV367 Meditative Nest*



NTR06 Film Noir Notorious* AV343 Acid Wash Altered State™ NVM06 Graphite Black Native Metal™ SHD49 Ink Shades® 2.0 AV295 Magma Basalt™



TRY04 Flow Trajectory™ AV215 Boutique Black Main Street™ ARG20 On the Rocks Argent™ 2.0 OST06 Teddy Owen Stone™ CBX17 I See the Moon Color Blox® 2.0



CBX32 Boot Black Color Blox® 2.0 NVM05 Cobalt Ore Native Metal™ SCL06 Diamond Black Sociale™ BJN05 Black Iron Beljin™ RET10 Armor Retro Active™ 2.0





PORCELAIN STONE

While porcelain is a subset of ceramic tile, it is distinctly different from tiles simply labeled as ceramic. Fired at extremely high temperatures, porcelain becomes a dense, impervious, glass-like material with exceptional breaking strength. It resists temperature fluctuations, maintains color integrity over time, and is easy to clean and maintain. Unlike many other flooring materials, Crossville porcelain tile is a sustainable solution for surfacing both interior and exterior residential and commercial spaces.

- ▶ ACCESS POINT™
- ▶ ALASKA®
- ▶ ALTERED STATE™
- ▶ ARGENT™ 2.0
- ▶ ARGENT™ 2.5
- ▶ BASALT™
- ▶ BELJN™
- ▶ CIVILIZATION™
- ▶ CLEVE™
- ▶ COLOR BLOX® 2.0
- ▶ COTTO MODERNO™
- ▶ CROSS-COLORS® MINGLES
- ▶ CROSS-TECH™
- ▶ GOTHAM®
- ▶ JAVA JOINT™
- ▶ MAIN STREET™
- ▶ MARBLIQUE™
- ▶ MULTIPLIER™
- ▶ NATIVE METAL™
- ▶ NEST®
- ▶ NOTORIOUS™
- ▶ OWEN STONE™
- ▶ PORTLAND CLIFF™
- ▶ PORTUGAL™
- ▶ READY TO WEAR™
- ▶ RETRO ACTIVE™ 2.0
- ▶ RURAL RETREAT™
- ▶ SAND GARDEN™
- ▶ SHADES® 2.0
- ▶ SOCIALE™
- ▶ STONE FICTION™
- ▶ TRAJECTORY™





ACCESS POINT™

- Featuring some of today's most sought-after looks - including concrete, travertine, and white marble visuals
- For price-conscious projects
- Also available in 2 x 2 mosaics and 4 x 24 bullnose
- Entirely American-made
- Field Tile - Calibrated
- Recommended grout joint: 3/16"

Visit the website to learn more:
Crossville.com/Collections/Access-Point



Available Colors



WBT01 Travertine White



WBT04 Travertine Sand



WBT05 Travertine Dove



WBT06 Travertine Ash



WBC01 Concrete White



WBC04 Concrete Sand



WBC05 Concrete Dove



WBC06 Concrete Ash



WBS01 Statuario

Sizes & Finishes (Available in all colors)

FIELD TILE - Calibrated

Nominal (in)	Actual (in)	Thickness (mm)	Grout Joint (in)	Finish
12 x 24	11-13/16 x 23-13/16	8.5	3/16	UPS

All field tile is Calibrated.
Crossville recommends a minimum 3/16" grout joint.

MOSAICS

Nominal (in)	Actual (in)	Thickness (mm)	Grout Joint (in)	Finish
2 x 2 Mosaic*	11-15/16 x 11-15/16	8.5	3/16	UPS

*2 x 2 mosaic mounted on 297 x 297 sheets with a 3mm grout joint. UP finish only.

COORDINATING TRIM

Nominal (in)	Actual (in)	Thickness (mm)	Grout Joint (in)	Finish
4 x 24 Single Bullnose	3-13/16 x 23-13/16	8.5	3/16	UPS




4 x 24 Single Bullnose

Recommended Use


Access Point is recommended for interior floors, interior walls, countertops, exterior walls, pool waterlines and full linings* in both residential and commercial applications. Access Point is not recommended for exterior horizontal surfaces or exterior paving. See Crossville.com for detailed installation instructions.

*Excludes mesh mounted mosaics.

Example Sizes



12 x 24



2 x 2 Mosaic
Mounted to 12 x 12 sheet



ALASKA Porcelain Stone


ALASKA®

- Coordinates with Retro Active 2.0
- Cross-Sheen™ finish for easy cleaning (available on UPS only)
- Look of real terrazzo
- Field Tile - Rectified
- Recommended grout joint: 3mm
- Get Planked available


Visit the website to learn more:
[Crossville.com/Collections/Alaska](https://www.crossville.com/Collections/Alaska)




Available Colors




ASK01 Ice




ASK02 Bone



ASK03 Mink



ASK04 Glacier



ASK05 Tundra

Available Mosaics



ASK01.10202MOS
Ice 2x2 Mosaic



ASK01.1POLYMOS
Ice Polygon Mosaic



ASK02.10202MOS
Bone 2 x 2 Mosaic



ASK02.1POLYMOS
Bone Polygon Mosaic



ASK03.10202MOS
Mink 2x2 Mosaic




ASK03.1POLYMOS
Mink Polygon Mosaic




ASK04.10202MOS
Glacier 2 x 2 Mosaic



ASK04.1POLYMOS
Glacier Polygon Mosaic



ASK05.10202MOS
Tundra 2 x 2 Mosaic



ASK05.1POLYMOS
Tundra Polygon Mosaic





Sizes & Finishes (Available in all colors)

FIELD TILE - Rectified

Nominal (in)	Actual (mm)	Thickness (mm)	Grout Joint (mm)	Finish
12 x 24	297 x 597	9.5	3	UPS
24 x 24	597 x 597	9.5	3	UPS
24 x 48	597 x 1197	10.5	3	UPS

All field tile is rectified.
Crossville recommends a minimum 3mm grout joint.

MOSAICS

Nominal (in)	Actual (mm)	Thickness (mm)	Grout Joint (mm)	Finish
2 x 2 Mosaic*	298 x 298	9.5	3	UPS
Polygon Mosaic**	341 x 385	9.5	2	UPS

*Mounted on 12 x 12 sheet with 3mm grout joints.
** Mounted on 13 x 15 sheet with 2mm grout joints.

COORDINATING TRIM

Nominal (in)	Actual (mm)	Thickness (mm)	Grout Joint (mm)	Finish
6 x 12 Cove Base	150 x 297	9.5	3	UPS
4 x 24 Single Bullnose	97 x 597	9.5	3	UPS



6 x 12 Cove Base




4 x 24 Single Bullnose

Recommended Use

Alaska is recommended for interior floors, interior walls, exterior walls, pool waterlines and full linings* in both residential and commercial applications. Alaska is not recommended for exterior horizontal surfaces or exterior paving. See Crossville.com for detailed installation instructions.

*Excludes mesh mounted mosaics.

Example Sizes



24 x 48



24 x 24



12 x 24



2 x 2 Square Mosaic
UPS Finish
(Mounted on a
298 x 298 mm sheet)
Coverage area is
0.9752sf



Polygon Mosaic
UPS Finish
(Mounted on a
341 x 385 mm sheet)
Coverage area is
1.0711sf





Porcelain Stone ALASKA



ALTERED STATE™

- Available in 5 metal inspired colors
- Cross-Sheen™ finish for easy cleaning
- Recommended grout joint: 3mm
- Field Tile - Rectified
- Get Planked available



Visit the website to learn more:
[Crossville.com/Collections/Altered-State](https://www.crossville.com/Collections/Altered-State)

ALTERED STATE
Porcelain Stone

ALTERED STATE



Available Colors



AV341 White Hot



AV342 Steel Gaze



AV343 Acid Wash



AV344 Copper Core



AV345 Melting Point

Sizes & Finishes (Available in all colors)

FIELD TILE - Rectified

Nominal (in)	Actual (mm)	Thickness (mm)	Grout Joint (mm)	Finish
6 x 24	147 x 597	9.5	3	UPS
12 x 24	297 x 597	9.5	3	UPS
24 x 24	597 x 597	9.5	3	UPS

Crossville recommends a minimum 3mm grout joint.
Please note: Tile is directional. Please install accordingly.

MOSAICS

Nominal (in)	Actual (mm)	Thickness (mm)	Grout Joint (mm)	Finish
2 x 12 Mosaic*	47 x 297	9.5	3	UPS

*2 x 12 mosaic is mounted on a 297 x 297 sheets with a 3mm grout joint.
The 2 x 12 mosaic can be used in linear drain shower pans as long as the 12 inch side runs parallel to the drain.

COORDINATING TRIM

Nominal (in)	Actual (mm)	Thickness (mm)	Grout Joint (mm)	Finish
6 x 24 Single Bullnose	147 x 597	9.5	3	UPS




6 x 24 Single Bullnose

Recommended Use


Altered State is recommended for interior floors, interior walls, countertops, exterior walls, pool waterlines and full linings in both residential and commercial applications. Altered State is not recommended for exterior horizontal surfaces or exterior paving. See Crossville.com for detailed installation instructions.

*Excludes mesh mounted mosaics.

Example Sizes



24 x 24



12 x 24



6 x 24



2 x 12 Mosaic



Porcelain Stone

ALTERED STATE



ARGENT™ 2.0

- Drawing inspiration from the natural world, imbuing the classic Argent™ stone with a softened aesthetic
- 7 neutral tones harmonize with delicate, sun-kissed warm and deep, evocative earthy hues
- Cross-Sheen™ finish for easy cleaning
- Available in 6x24, 12x12 and 12x24 field tiles, rectified for precision installation
- Complementing the collection are two mosaic options – a classic 2x2 pattern and an energetic angled mosaic

Visit the website to learn more:

[Crossville.com/Collections/argent-2-0](https://www.crossville.com/Collections/argent-2-0)

Available Colors




ARG01 Winter Garden




ARG15 Memphis Blues



ARG17 Clean Slate



ARG18 Concrete Jungle



ARG20 On the Rocks



ARG31 White Tiger




ARG32 Silver Sage




ARG33 Grey Tabby



ARG34 Marble Faun




ARG35 Golden Glow



ARG36 Sunkissed Rose



ARG37 Night Sky



ARG38 Enchanted Forest



Porcelain Stone ARGENT 2.0

Available Mosaics



2 x 2 Stacked Mosaics
(available in all colors)



4 x 4 Random Angle Mosaics
(available in all colors)



Wet DCOF
UPS 0.50 - 0.60



Sizes & Finishes (Available in all colors except where noted)

FIELD TILE - Rectified

Nominal (in)	Actual (mm)	Thickness (mm)	Grout Joint (mm)	Finish
6 x 24	147 x 597	9.5	3	UPS
12 x 12**	297 x 297	9.5	3	UPS
12 x 24	297 x 597	9.5	3	UPS

Note: Field tile is rectified with a 3mm grout joint

**This size is not a standard stocking item. Please allow 2-4 weeks for delivery depending on availability.

MOSAICS

Nominal (in)	Actual (mm)	Thickness (mm)	Grout Joint (mm)	Finish
2 x 2 Stacked*	298 x 298	9.5	3	UPS
4 x 4 Random Angle	298 x 298	9.5	3	UPS

*Mounted on 12 x 12 sheet (coverage area 0.97sf)

COORDINATING TRIM

Nominal (in)	Actual (mm)	Thickness (mm)	Grout Joint (mm)	Finish
4 x 24 Single Bullnose	96 x 597	9.5	3	UPS
6 x 12 Cove Base*	150 x 297	9.5	3	UPS

*Not available in all colors



4 x 24 Single Bullnose




6 x 12 Cove Base

Recommended Use

Argent 2.0 is recommended for interior floors dry, interior walls, countertops, exterior walls, pool waterlines and full linings* in both residential and commercial applications. Argent 2.0 is not recommended for exterior horizontal surfaces or exterior paving. See Crossville.com for detailed installation instructions.

*Excludes mesh mounted mosaics.

Example Sizes




12 x 24



6 x 24



12 x 12



2 x 2 Stacked Mosaic Mounted on a 298 x 298 sheet



4 x 4 Random Angle Mosaic Mounted on a 298 x 298 sheet





Porcelain Stone
ARGENT 2.0





ARGENT™ 2.5

- Vibrant Color. Lasting Impact
- Argent 2.5™ brings a vibrant energy and bold expression to your space
- Designed to complement the serene tonality of Argent 2.0, this series revives five dynamic colors from the original Argent collection
- Available in a versatile 12x24 format, Argent 2.5 fulfills a distinct need for striking color in commercial spaces
- Used alone or paired with Argent 2.0's refined neutrals - bring depth, style, and durability to any design

Visit the website to learn more:

[Crossville.com/Collections/argent-2-5](https://www.crossville.com/Collections/argent-2-5)

Available Colors



ARG05 Hollywood & Vine UPS



ARG09 Lemon Drop UPS



ARG10 Orange Crush UPS



ARG12 Chicago Fire UPS



ARG16 Grapes of Wrath UPS

Sizes & Finishes (Available in all colors)

FIELD TILE - Rectified


Nominal (in)	Actual (mm)	Thickness (mm)	Grout Joint (mm)	Finish
12 x 24	297 x 597	9.5	3	UPS

Note: Field tile is rectified with a 3mm grout joint

Recommended Use

Argent™ 2.5 is recommended for interior floors dry, interior walls, countertops, exterior walls, pool waterlines and full linings* in both residential and commercial applications. Argent 2.5 is not recommended for exterior horizontal surfaces or exterior paving. See Crossville.com for detailed installation instructions.

Example Sizes



12 x 24



Porcelain Stone ARGENT 2.5



Wet DCOF
0.50-0.60



BASALT™

- Competitively priced for exceptional value
- Cross-Sheen™ finish for easy cleaning
- Recommended grout joint: 3/16"
- Inspired by genuine basalt volcanic rock
- Finely grained with subtle undertones of crystallized magma
- Field Tile - Calibrated

Visit the website to learn more:
Crossville.com/Collections/Basalt




Available Colors




AV291 Silica



AV292 Caldera



AV293 Bedrock



AV294 Mafic



AV295 Magma

Sizes & Finishes (Available in all colors)

FIELD TILE - Calibrated

Nominal (in)	Actual (in)	Thickness (in)	Grout Joint (in)	Finish
12 x 12	11-13/16 x 11-13/16	3/8	3/16	UPS
12 x 24	11-13/16 x 23-13/16	3/8	3/16	UPS

All field tile is calibrated (non-rectified).
Crossville recommends a minimum 3/16" grout joint.

COORDINATING TRIM

Nominal (in)	Actual (in)	Thickness (in)	Grout Joint (in)	Finish
4 x 12 Bullnose	3-13/16 x 11-13/16	3/8	3/16	UPS
6 x 12 Cove Base	5-7/8 x 11-3/4	3/8	3/16	UPS



6 x 12 Cove Base




4 x 12 Bullnose

Recommended Use

Basalt is recommended for interior floors, interior walls, countertops, exterior walls, pool waterlines and full linings* in both residential and commercial applications. Basalt is not recommended for exterior horizontal surfaces or exterior paving. See Crossville.com for detailed installation instructions.

*Excludes mesh mounted mosaics.

Example Sizes



12 x 24



12 x 12



Wet DCOF
(UPS) 0.50 - 0.60



BELJN Porcelain Stone

BELJN™

- Available in 5 European inspired colors
- Features Crossville's FeatherSoft™ Finish and unique Exterior finish
- Sizes range from traditional 12"x24" to an expansive 24"x48" with square and brick mosaics available
- Recommended grout joint: 3mm
- Field Tile: Rectified

Visit the website to learn more:
[Crossville.com/Collections/Beljn](https://www.crossville.com/Collections/Beljn)




Available Colors



BJN01 Toasted Waffle



BJN02 Platinum Solitaire



BJN03 Castle Stone



BJN04 Canal Gray



BJN05 Black Iron

Available Mosaics



Blend Dark
BJNBD.10206UMOS



Blend Medium
BJNBM.10206UMOS



Blend Light
BJNBL.10206UMOS

Sizes & Finishes (Available in all colors except where noted)

FIELD TILE - Rectified

Nominal (in)	Actual (mm)	Thickness (mm)	Grout Joint (mm)	Finish*
12 x 24	297 x 597	9.5	3	UPS
24 x 24	597 x 597	9.5	3	UPS
24 x 48†	597 x 1197	10.5	3	UPS/EXT

†BJN05 not available in exterior finish

*While this series is marked as UPS it is the Featherstone finish

MOSAICS

Nominal (in)	Actual (mm)	Thickness (mm)	Grout Joint (mm)	Finish*
2 x 2 Mosaic	301 x 301	9.5	3	UPS
2 x 6 Brick Mosaic	297 x 373.5	9.5	3	UPS

*While this series is marked as UPS it is the Featherstone finish

COORDINATING TRIM

Nominal (in)	Actual (mm)	Thickness (mm)	Grout Joint (mm)	Finish
4 x 24 Single Bullnose	97 x 597	9.5	3	UPS*
6 x 12 Cove Base	150 x 297	9.5	3	UPS

*While this series is marked as UPS it is the Featherstone finish



6 x 12 Cove Base




4 x 24 Single Bullnose

Recommended Use


Beljn is recommended for interior floors, interior walls, countertops, exterior walls, pool waterlines and full linings* in both residential and commercial applications. Beljn UPS is not recommended for exterior horizontal surfaces or exterior paving. Beljn EXT is recommended for exterior horizontal surfaces or exterior paving. See Crossville.com for detailed installation instructions.

†Excludes mesh mounted mosaics.


Example Sizes



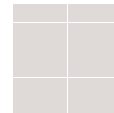
24 x 48



24 x 24



12 x 24



2 x 2 Square Mosaic
UPS Finish
(Mounted on a
301 x 301 mm sheet)
Coverage area is 0.98sf



2 x 6 Brick Mosaic
UPS Finish
(Mounted on a
297 x 378 mm sheet)
Coverage area is 0.97sf





CIVILIZATION™

- The smooth, fine-grained stone naturally varies in color from light to dark, and Civilization follows suit with six natural incarnations of basalt
- 2"x2" and polygon mosaics with 4"x 24" bullnose or 6"x 12" cove base
- Both Cross-Sheen™ UPS and semi-polished SPO finishes available
- Civilization is one of Crossville's first carbon neutral products
- Recommended grout joint: 3mm
- Field Tile - Rectified

Visit the website to learn more:
[Crossville.com/Collections/Civilization](https://www.crossville.com/Collections/Civilization)



Available Colors



CIV01 Census



CIV02 Populace




CIV03 Communique



CIV04 Currency



CIV05 Power



CIV06 Legality

Available Mosaics



CIV01.10202UMOS
Census
2 x 2 Mosaic



CIV02.10202UMOS
Populace
2 x 2 Mosaic




CIV03.10202UMOS
Communique
2 x 2 Mosaic



CIV04.10202UMOS
Currency
2 x 2 Mosaic



CIV05.10202UMOS
Power
2 x 2 Mosaic



CIV06.10202UMOS
Legality
2 x 2 Mosaic



CIV01.1POLYMOS
Census
Polygon Mosaic



CIV02.1POLYMOS
Populace
Polygon Mosaic




CIV03.1POLYMOS
Communique
Polygon Mosaic



CIV04.1POLYMOS
Currency
Polygon Mosaic



CIV05.1POLYMOS
Power
Polygon Mosaic



CIV06.1POLYMOS
Legality
Polygon Mosaic



CIVBC.1POLYMOS
Cool Blend
Polygon Mosaic



Detail of
the Legality SPO
Surface Textured



Detail of
the Legality UPS
Surface Textured



CIVBW.1POLYMOS
Warm Blend
Polygon Mosaic



CIVBL.1POLYMOS
Light Blend
Polygon Mosaic



Wet DCOF
(UPS) 0.50 - 0.60
(SPO) 0.42 - 0.52





Sizes & Finishes (Available in all colors)

FIELD TILE - Rectified

Nominal (in)	Actual (mm)	Thickness (mm)	Grout Joint (mm)	Finish
12 x 24	297 x 597	9.5	3	UPS/SPO
24 x 24	597 x 597	9.5	3	UPS/SPO
24 x 48	597 x 1197	10.5	3	UPS

Field tile is rectified with a minimum 3mm grout joint

MOSAICS

Nominal (in)	Actual (mm)	Thickness (mm)	Grout Joint (mm)	Finish
2 x 2 Mosaic*	298 x 298	9.5	3	UPS
Polygon Mosaic*	341 x 385	9.5	2	UPS

*Mounted on 12 x 12 sheet with 3mm grout joints.

COORDINATING TRIM

Nominal (in)	Actual (mm)	Thickness (mm)	Grout Joint (mm)	Finish
4 x 24 Single Bullnose	96 x 597	9.5	3	UPS/SPO
6 x 12 Cove Base	150 x 297	9.5	3	UPS



6 x 12 Cove Base




4 x 24 Single Bullnose

Recommended Use


Civilization is recommended for interior floors, interior walls, countertops, exterior walls, pool waterlines and full linings* in both residential and commercial applications. Civilization is not recommended for exterior horizontal surfaces or exterior paving. The SPO finish (semi-polished) is not recommended for interior floors wet. See Crossville.com for detailed installation instructions.

*Excludes mesh mounted mosaics.


Example Sizes




24 x 48



24 x 24



12 x 24



2 x 2 Square Mosaic
UPS Finish
(Mounted on a
298x298 mm sheet)
Coverage area is 0.98sf



Polygon Mosaic
UPS Finish
(Mounted on a
341 x 385 mm sheet)
Coverage area is 1.07sf







CLEVE Porcelain Stone

CLEVE™

- Rectified field tiles
- Features Crossville's proprietary FeatherSoft™ finish
- 2x4 Stacked and 8-pc Mod-Hex mosaics available
- Recommended grout joint: 3mm

Visit the website to learn more:
[Crossville.com/Collections/Cleve](https://www.crossville.com/Collections/Cleve)

Available Colors



CLV01 Ivory Ridge



CLV02 Strata Beige



CLV03 Shadow Glen



CLV04 Iron Hollow



Porcelain Stone
CLEVE

Available Mosaics



2 x 4 Stacked Mosaic



8-pc Mod-Hex Mosaic



Wet DCOF
(FST) 0.50 - 0.60



Sizes & Finishes (Available in all colors)

FIELD TILE - Rectified

Nominal (in)	Actual (mm)	Thickness (mm)	Grout Joint (mm)	Finish
12 x 24	297 x 597	9.5	3	FST
24 x 24	597 x 597	9.5	3	FST
24 x 48	597 x 1197	10.5	3	FST

Note: Field tile is rectified with a 3mm grout joint

MOSAICS

Nominal (in)	Actual (mm)	Thickness (mm)	Grout Joint (mm)	Finish
2 x 4 Stacked Mosaic*	296.9 x 296.9	9.5	2.5	FST
8-pc Mod-Hex Mosaic**	267 x 371	9.5	2.2	FST

*Mounted on 12 x 12 sheet (coverage area 0.98sf)

**Mounted on 10 x 15 sheet (coverage area 0.81sf)

COORDINATING TRIM

Nominal (in)	Actual (mm)	Thickness (mm)	Grout Joint (mm)	Finish
4 x 24 Single Bullnose	97 x 597	9.5	3	FST
6 x 12 Cove Base	150 x 297	9.5	3	UPS



4 x 24 Single Bullnose




6 x 12 Cove Base

Recommended Use


Cleve is recommended for interior floors, interior walls, countertops, exterior walls, pool waterlines and full linings* in both residential and commercial applications. Cleve is not recommended for exterior horizontal surfaces or exterior paving. See Crossville.com for detailed installation instructions.

*Excludes mesh mounted mosaics.

Example Sizes



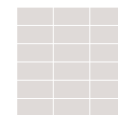
24 x 48



24 x 24



12 x 24



2 x 4 Stacked Mosaic
(Mounted on a 296.9 x 296.9 sheet)
coverage area 0.96sf



8-pc Mod-Hex Mosaic
(Mounted on a 267 x 371 sheet)
coverage area 0.81sf





Porcelain Stone
CLEVE



COLOR BLOX[®] 2.0

- Each color coordinates with at least 2-3 other colors
- Subtle variations in texture and shading add visual interest
- Cross-Sheen™ finish for easy cleaning (UPS only)
- Field Tile - Calibrated
- Crossville recommends a minimum grout joint of 3/16" for field tile and 1/8" for mosaic

Visit the website to learn more:

Crossville.com/Collections/Color-Blox-2-0

COLOR BLOX 2.0 Porcelain Stone


Available Colors



CBX01 Sandbox



CBX03 Slinky



CBX07 Mud Pie



CBX08 Sea Otter



CBX14 Tree House



CBX13 Blue Suede Shoes



CBX17 I See the Moon



CBX31 Cotton Sheets




CBX32 Boot Black




CBX33 Wet Clay



CBX34 Spring Sage



CBX35 Celestial Horizon



CBX36 Just Ducky



CBX37 Cayenne



CBX38 Little Boy Blue


 Porcelain Stone **COLOR BLOX 2.0**



Color Blox® 2.0 ▶ CBX36 Just Ducky, CBX31 Cotton Sheets, CBX35 Celestial Horizon and CBX38 Little Boy Blue



Wet DCOF (UPS) 0.50 - 0.60 Field Tile



Sizes & Finishes (Available in all colors except where noted)

FIELD TILE - Calibrated

Nominal (in)	Actual (in)	Thickness (mm)	Grout Joint (in)	Finish
4 x 12**	3-13/16 x 11-13/16	9.5	3/16	UPS
6 x 6	5-13/16 x 5-13/16	9.5	3/16	UPS
12 x 12	11-13/16 x 11-13/16	9.5	3/16	UPS
12 x 24	11-13/16 x 23-13/16	9.5	3/16	UPS
24 x 24**	23-13/16 x 23-13/16	9.5	3/16	UPS

All field tile is calibrated (non-rectified).

Crossville recommends a minimum 3/16" grout joint.

*This size is not a standard stocking item. Please allow 2-4 weeks for delivery depending on availability.

†The cut/bevel tile is cut from larger format tile and the edges are beveled to provide a factory appearance.

**24 x 24 is available in these colors only: CBX01, CBX03, CBX07, CBX08, CBX14, CBX17, CBX31, CBX32 and CBX33

MOSAICS

Nominal (in)	Actual (in)	Thickness (mm)	Grout Joint (in)	Finish
3 x 3 Mosaic*	2-7/8 x 2-7/8	6.4	1/8	UPS

*3 x 3 Mosaic is mounted on in 11-3/4 x 11-3/4 sheets with a 1/8 inch grout joint.

COORDINATING TRIM

Nominal (in)	Actual (in)	Thickness (mm)	Grout Joint (in)	Finish
3 x 3 Mounted Bullnose 1 Linear Foot	2-7/8 x 2-3/4	6.4	1/8	UPS
3 x 3 Bullnose Corner	2-7/8 x 2-7/8	6.4	1/8	UPS
3 x 3 Mounted Cove Base 1 Linear Foot	3-5/8 x 11-3/4	6.4	1/8	UPS
4 x 24 Single Bullnose	3-13/16 x 23-13/16	9.5	3/16	UPS
4 x 12 Bullnose Corner Left & Right	3-13/16 x 11-13/16	9.5	3/16	UPS
6 x 12 Cove Base	5-7/8 x 11-3/4	9.5	3/16	UPS
6 x 8 Cove Base Corner Left & Right	5-7/8 x 7-3/4	9.5	3/16	UPS



4 x 24 Single Bullnose



4 x 12 Bullnose Corner Left



4 x 12 Bullnose Corner Right




3 x 3 Mounted Bullnose 1 Linear Foot




3 x 3 Bullnose Corner



6 x 12 Cove Base



6 x 8 Cove Base Corner Left




6 x 8 Cove Base Corner Right




3 x 3 Mounted Cove Base 1 Linear Foot

Example Sizes



24 x 24




12 x 24



12 x 12



6 x 6



3 x 3 Mosaic



4 x 12

Recommended Use

Color Blox® 2.0 is recommended for interior floors, interior walls, countertops, exterior walls, pool waterlines and full linings* in both residential and commercial applications. Color Blox® 2.0 is not recommended for exterior horizontal surfaces or exterior paving. See Crossville.com for detailed installation instructions.

*Excludes mesh mounted mosaics.





Porcelain Stone *COLOR BLOX 2.0*





COTTO MODERNO Porcelain Stone

COTTO MODERNO™

- Revitalizing age-old craftsmanship with the essence of the earth transforming raw materials into art
- Available in four clay and terracotta tones, Cotto Moderno is anything but traditional
- Two 8" hexagon formats and a unique 2"x16" porcelain tiles bring visual texture to contemporary interiors
- Undulating 3"x10" ceramic brick feels as if made by hand

Visit the website to learn more:

[Crossville.com/Collections/Cotto-Moderno](https://www.crossville.com/Collections/Cotto-Moderno)



Floor: Cotto Moderno ▶ COM04 Marron 8" Chevron Hex Diagonal

48 Wall: Cotto Moderno ▶ COM02 Taupe 2 x 16 Flat Long Brick

Available Colors



COM01 Blanco



COM02 Taupe



COM03 Naranja



COM04 Marron



COM01 Blanco
8" Flat Hex



COM01 Blanco
8" Chevron Hex



COM01 Blanco
Undulating
Wall Brick




COM02 Taupe
8" Flat Hex



COM02 Taupe
8" Chevron Hex



COM02 Taupe
Undulating
Wall Brick



COM01 Blanco 2 x 16 Flat Long Brick



COM02 Taupe 2 x 16 Flat Long Brick



COM03 Naranja
8" Flat Hex



COM03 Naranja
8" Chevron Hex



COM03 Naranja
Undulating Wall
Brick



COM04 Marron
8" Flat Hex



COM04 Marron
8" Chevron Hex



COM04
Marron
Undulating
Wall Brick



COM03 Naranja 2 x 16 Flat Long Brick



COM04 Marron 2 x 16 Flat Long Brick



Wet DCOF
(UNPOLISHED) 0.60 - 0.70



Sizes & Finishes (Available in all colors)

FIELD TILE - Calibrated

Nominal (in)	Actual (mm)	Thickness (mm)	Grout Joint (in)	Finish
Flat Hex 8" Diagonal	200 diag	7.4	3/16	Matte
Chevron Hex 8" Diagonal	200 diag	7.4	3/16	Matte
2 x 16 Flat Long Brick	50 x 400	8	3/16	Matte
Undulating Wall Brick*	70 x 260	7.4	1/16	Matte

All field tile is calibrated (non-rectified).

Crossville recommends a minimum 3/16" grout joint.

*The Undulating Wall Brick is recommended to interior wall use only.

Recommended Use

Cotto Moderno porcelain tile - hexes and 2 x 16 flat long brick are recommended for interior floors, interior walls, countertops, exterior walls, pool waterlines and full linings* in both residential and commercial applications. Cotto Moderno is not recommended for exterior horizontal surfaces or exterior paving. The Undulating Wall Brick is only for interior walls. See Crossville.com for detailed installation instructions.

*Excludes mesh mounted mosaics.

Example Sizes



8" Hex



2 x 16 Flat Long Brick



Undulating Wall Brick





Porcelain Stone **COTTO MODERNO**





CROSS-COLORS MINGLES®

- A variety of textures and finishes
- Numerous trim options available
- Field Tile - Calibrated
- Cross-Sheen™ finish for easy cleaning
- Contemporary color palette designed by one of the industry's top color forecasters
- Recommended grout joint: 3/16"


Visit the website to learn more:
Crossville.com/Collections/Cross-Colors-Mingles



Available Colors



A750 Brown Tweed*



A790 Burgundy Smoke*




A675 Stonehenge*




A233 Sand Bisque*



A825 Mercury*



A900 Mica*



A850 Graphite*



A880 Onyx*



R001 Grey Mingle

Cross-Sheen finish for easy cleaning available on UPS only.



Porcelain Stone

CROSS-COLORS MINGLES

Sizes & Finishes (Available in all colors)

FIELD TILE - Calibrated

Nominal (in)	Actual (in)	Thickness (in)	Grout Joint (in)	Finish
6 x 6 (cut/bevel)**	5-3/4 x 5-3/4	5/16	3/16	UPS/PO/CS
8 x 8	7-3/4 x 7-3/4	5/16	3/16	UPS/CS/CTS
12 x 12	11-3/4 x 11-3/4	5/16	3/16	UPS/PO/CS

This tile is calibrated (non-rectified)

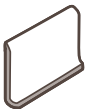
Crossville recommends a minimum 3/16" grout joint.

**These colors are inventoried in cut/bevel 6 x 6, UPS finish, at Crossville. All other 6 x 6 Polished and Cross-Slate tiles are special order. Please allow two to eight weeks for delivery depending on Crossville's production schedule. Note: The cut/bevel tile is cut from larger format tile, and the edges are beveled to provide a factory appearance.

COORDINATING TRIM (available in UPS finish only)

Trim Program

Size	6 x 8 Cove Base(in)	1 x 6 Inside Cove Base Corners(in)	6 x 8 Left & Right Cove Base Corner(in)	4 x 8 Bullnose(in)	4 x 8 Left & Right Bullnose Corners(in)
Actual	5-7/8 x 7-3/4	1 x 5-7/8	5-7/8 x 7-3/4	3-7/8 x 7-3/4	3-7/8 x 7-3/4
Thickness	5/16	—	5/16	5/16	5/16



Cove Base
(Standard,
round top)



Inside Cove
Base Corner



Cove Base
Corner - Left
(Round Top)



Cove Base
Corner - Right
(Round Top)



Bullnose



Left
Bullnose
Corner




Right
Bullnose
Corner

Recommended Use

Cross-Colors Mingles (UPS) is recommended for interior floors, interior walls, countertops, exterior walls, pool waterlines and full linings* in both residential and commercial applications. Cross-Colors Mingles (PO) is recommended for interior floors (except where standing water may occur), walls, countertops and exterior walls in both residential and commercial environments. See Crossville.com for detailed installation instructions.

*Excludes mesh mounted mosaics.

Example Sizes



12 x 12



8 x 8



6 x 6




Wet DCOF
(UPS) 0.50 - 0.60
(PO) 0.31 - 0.41



Finishes and Textures

Crossville offers designers, architects, and builders utilitarian textures engineered to meet the demands of high-exposure areas. These textures are integral to the tile surface and will not wear away over time. No matter how technical the specifications, Crossville provides highly functional surfaces that integrate seamlessly with a wide range of design applications. For detailed performance information, please refer to the Tile Performance Data chart located at the back of this catalog.




Unpolished (UPS)

Cross-Sheen® is an advanced, integrated finish that enhances the durability and protection of Crossville tile, offering exceptional resistance to scuffs, stains, and most graffiti. This high-performance surface improves cleanability and simplifies maintenance—often requiring only mild cleaners—while preserving long-term beauty and performance.




Polished (PO)

Crossville's polished porcelain finish is created by mechanically grinding and polishing the tile surface to achieve a smooth, glossy, highly reflective appearance. This finish enhances color and pattern, delivering a sleek, sophisticated look for modern interior floors and interior or exterior walls, and adds visual interest when paired with other textures. Polished finish is not recommended for wet areas with standing water or for exterior horizontal and walking surfaces.



Cross-Slate* (CS)

Cross-Slate® blends the rustic texture of natural slate with the durability and through-body color of porcelain, making it ideal for high-traffic applications requiring enhanced traction. Designed for both interior and exterior walking surfaces, this finish delivers strong visual impact, reliable performance, and long-lasting beauty in residential and commercial spaces.



Cross-Tread* (CTS)

Cross-Tread® is engineered to meet the toughest traction demands in high-use environments such as restaurant kitchens. Ideal for wet and greasy indoor floors as well as outdoor walking surfaces, this innovative finish enhances traction while adding visual interest. Durable, moisture-resistant, and versatile, Cross-Tread delivers reliable performance and distinctive style across a wide range of applications.

Wet DCOF


Unpolished (UPS)
0.50 - 0.60

Cross-Tread* (CTS)*
0.50 - 0.60

Polished (PO)
0.31 - 0.41

Cross-Slate* (CS)
0.50 - 0.60

*The increased real world traction of these types of surfaces cannot be fully realized by our current DCOF testing methodologies due to their exaggerated facial structure.







GOTHAM®

- Competitively priced for exceptional value
- Replicates the look of concrete in six different shades
- Cross-Sheen™ finish for easy cleaning (UPS only)
- Trim includes a 4 x 24 single bullnose and 6 x 12 cove base with universal flat top
- Field Tile - Calibrated
- Recommended grout joint: 3/16"

Visit the website to learn more:
Crossville.com/Collections/Gotham



Available Colors



AV321 Lamp Post



AV322 Penthouse




AV323 Clock Tower



AV324 Mainline



AV325 Dockside



AV326 Pavement

Sizes & Finishes (Available in all colors)

FIELD TILE - Calibrated

Nominal (in)	Actual (in)	Thickness (in)	Grout Joint (in)	Finish
2 x 6	1-13/16 x 5-13/16	3/8	3/16	UPS
12 x 24	11-13/16 x 23-13/16	3/8	3/16	UPS

All field tile is calibrated (non-rectified).
Crossville recommends a minimum 3/16" grout joint.

COORDINATING TRIM

Nominal (in)	Actual (in)	Thickness (in)	Grout Joint (in)	Finish
4 x 24 Single Bullnose	3-13/16 x 23-13/16	3/8	3/16	UPS
6 x 12 Cove Base	5-7/8 x 11-3/4	3/8	3/16	UPS



6 x 12 Cove Base
(Universal, flat top)




4 x 24 Single Bullnose

Recommended Use

Gotham is recommended for interior floors, interior walls, countertops, exterior walls, pool waterlines and full linings[†] in both residential and commercial applications. Gotham is not recommended for exterior horizontal surfaces or exterior paving. See Crossville.com for detailed installation instructions.

[†]Excludes mesh mounted mosaics.

Example Sizes



12 x 24



2 x 6



JAVA JOINT Porcelain Stone

JAVA JOINT™

- Competitively priced for exceptional value
- Complete trim package including mosaic suitable for shower floor
- Cross-Sheen™ finish for easy cleaning
- Field Tile - Calibrated
- Recommended grout joint: 3/16"

Visit the website to learn more:
Crossville.com/Collections/Java-Joint

Available Colors



JAV01 Two Sugars



JAV02 Flat White



JAV03 House Blend



JAV04 Fresh Ground



JAV05 French Press

Sizes & Finishes (Available in all colors)

FIELD TILE - Calibrated

Nominal (in)	Actual (in)	Thickness (in)	Grout Joint (in)	Finish
12 x 24	11-13/16 x 23-13/16	3/8	3/16	UPS

All field tile is calibrated (non-rectified).
Crossville recommends a minimum 3/16" grout joint.

MOSAICS

Nominal (in)	Actual (in)	Thickness (in)	Grout Joint (in)	Finish
2 x 2 Mosaic*	11-3/4 x 11-3/4	3/8	3/16	UPS

*Mounted on 11-3/4 x 11-3/4 sheets.

COORDINATING TRIM

Nominal (in)	Actual (in)	Thickness (in)	Grout Joint (in)	Finish
4 x 24 Single Bullnose	3-13/16 x 23-13/16	3/8	3/16	UPS
6 x 12 Cove Base	5-7/8 x 11-3/4	3/8	3/16	UPS



6 x 12 Cove Base
(Universal, flat top)




4 x 24 Single Bullnose

Recommended Use


Java Joint is recommended for interior floors, interior walls, countertops, exterior walls, pool waterlines and full linings[†] in both residential and commercial applications. Java Joint is not recommended for exterior horizontal surfaces or exterior paving. See Crossville.com for detailed installation instructions.

[†]Excludes mesh mounted mosaics.

Example Sizes



12 x 24



2 x 2 Mosaic*
(Mounted on 11-3/4 x 11-3/4 sheets)





MAIN STREET™


- Ideal for commercial settings
- High Wet DCOF and low maintenance
- Cross-Sheen™ finish for easy cleaning (UPS only)
- Field Tile - Calibrated
- Recommended grout joint: 3/16"

Visit the website to learn more:
Crossville.com/Collections/Main-Street

Available Colors




AV211 Cinema Champagne




AV212 Café Caramel



AV213 Bistro Brown



AV214 Gallery Grey



AV215 Boutique Black

Sizes & Finishes (Available in all colors)

FIELD TILE - Calibrated

Nominal (in)	Actual (in)	Thickness (in)	Grout Joint (in)	Finish
6 x 6 [†]	5-13/16 x 5-13/16	3/8	3/16	UPS
6 x 18 [†]	5-13/16 x 17-13/16	3/8	3/16	UPS
12 x 12	11-13/16 x 11-13/16	3/8	3/16	UPS
18 x 18	17-13/16 x 17-13/16	3/8	3/16	UPS
12 x 24	11-13/16 x 23-13/16	3/8	3/16	UPS

[†]The cut/bevel tile is cut from larger format tile and the edges are beveled to provide a factory appearance. Please allow 2-4 weeks for delivery depending on availability. All field tile is calibrated (non-rectified). Crossville recommends a minimum 3/16" grout joint.

MOSAICS

Nominal (in)	Actual (in)	Thickness (in)	Grout Joint (in)	Finish
2 x 2 Mosaic*	11-13/16 x 11-13/16	3/8	3/16	UPS

*2 x 2 mosaic tile mounted on 11-13/16 x 11-13/16 sheets.

COORDINATING TRIM

Nominal (in)	Actual (in)	Thickness (in)	Grout Joint (in)	Finish
4 x 12 Single Bullnose	3 -13/16 x 11-13/16	3/8	3/16	UPS
6 x 12 Cove Base	5-7/8 x 11-3/4	3/8	3/16	UPS



6 x 12 Cove Base
(Universal, flat top)




4 x 12 Single Bullnose

Recommended Use

Main Street is recommended for interior floors, interior walls, countertops, exterior walls, pool waterlines and full linings[†] in both residential and commercial applications. Main Street is not recommended for exterior horizontal surfaces or exterior paving. See Crossville.com for detailed installation instructions.

[†]Excludes mesh mounted mosaics.

Example Sizes




18 x 18

6 x 18



12 x 12



2 x 2 Mosaic*
(Mounted on a
11-13/16 x 11-13/16 Sheet)



6 x 6





MARBLIQUE™

- Marblique's revolutionary Visual Touch™ technology brings life to design with rich, textural realism
- Opt for the bold 24x48 field tile or choose from our elegant 24x24 or 12x24 field tiles
- Four Italian marbles plus a blended field tile
- Indulge in our mosaic options and bullnose, completing the unpolished perfection of Marblique

Visit the website to learn more:


Crossville.com/collections/marblique/




Available Colors



MBQ01 Van Gogh White



MBQ02 Breccia Capraia



MBQ03 Invisible Grey




MBQ04 Onice Verde



MBQBL.12448UP 24 x 48 Blended Deco

Available Mosaics



3 x 3 Square Mosaic
Mounted on a 297 x 297 sheet
(available in all colors)



1 x 6 Alternating Mosaic
Mounted on a 297 x 297 sheet
(available in all colors)



Wet DCOF
UP 0.42 - 0.52



Sizes & Finishes (Available in all colors)

FIELD TILE - Rectified

Nominal (in)	Actual (mm)	Thickness (mm)	Grout Joint (mm)	Finish
12 x 24	297 x 596.5	8.5	3	UP
24 x 24	596.5 x 596.5	8.5	3	UP
24 x 48	596.5 x 1195	8.5	3	UP

DECO

Nominal (in)	Actual (mm)	Thickness (mm)	Grout Joint (mm)	Finish
24 x 48 Blended Deco	596.5 x 1195	8.5	3	UP

MOSAICS

Nominal (in)	Actual (mm)	Thickness (mm)	Grout Joint (mm)	Finish
3 x 3 Square Mosaic*	297 x 297	8.5	3	UP
1 x 6 Alternating Mosaic*	297 x 297	8.5	3	UP

*Mounted on 297x297 mm (coverage area 0.97sf)

COORDINATING TRIM


Nominal (in)	Actual (mm)	Thickness (mm)	Grout Joint (mm)	Finish
4 x 24 Single Bullnose	96 x 597	9.5	3	UPS

Recommended Use


Marblique is recommended for interior floors, interior walls, countertops, exterior walls, pool waterlines and full linings* in both residential and commercial applications. Marblique is not recommended for exterior horizontal surfaces or exterior paving. See Crossville.com for detailed installation instructions.

*Excludes mesh mounted mosaics.

Example Sizes



24 x 48



24 x 24



12 x 24



3 x 3 Square Mosaic (Mounted on a 297 x 297 mm sheet)



1 x 6 Alternating Mosaic (Mounted on a 297 x 297 mm sheet)





Porcelain Stone *MARBLIQUE*





MULTIPLIER Porcelain Stone

MULTIPLIER™

- Competitively priced for exceptional value
- Three colors, three shapes, and two finishes help grow your creativity
- Mesh mounted for easy installation

Visit the website to learn more:
Crossville.com/Collections/Multiplier



Sizes & Finishes (Available in all colors)

FIELD TILE

	Nominal (in)	Actual (mm)	Thickness (mm)	Grout Joint (mm)	Finish
2" Square*	2 x 2	47.5 x 47.5	6	2.6	Gloss/Matte
2" Hex**	2 x 2	47.5 x 47.5	6	2.6	Gloss/Matte
3/4" Penny Round***	0.75 (dia)	19 (dia)	6	2.0	Gloss/Matte

*2" Square is mounted on a 301 x 301 sheet.

**2" Hex is mounted on a 272 x 326 sheet.

2" Hex tile measures 47.5mm from one straight edge to the opposing parallel edge.


***3/4" Penny Round is mounted on a 292 x 324 sheet.

Recommended Use*


Multiplier tile is recommended for Interior Floors Dry, Interior Walls Dry, Interior Walls Wet, Exterior Walls, Exterior Covered Walls, Waterline Pool/Fountain, Countertops in residential and commercial applications. See Crossville.com for detailed installation instructions.

*The tile applications featured in this publication are for illustration purposes only and are not intended as a representation or warranty of the suitability of Crossville Tile for any particular application. Specifically, tile selection for wet applications (such as shower or bathroom floors) requires careful consideration of the unique nature of the design and installation. For instance, the industry standard for tile used on level interior surfaces is a dynamic coefficient of friction (DCOF) value of 0.42 or greater; however, the use of small (2" or less) mosaics with lower DCOF values may nonetheless be acceptable for projects with an increased number of grout joints, along with the presence of other surface structures that provide both traction and a means for water to drain and dissipate from the area. It is the sole responsibility of each end user to consult with a design professional to determine and select the most suitable flooring for a particular project.


Example Sizes



2" Square Mosaic
Coverage area is 0.97263sf



3/4" Penny Round Mosaic
Coverage area is 0.99617sf



2" Hex Mosaic
Coverage area is 0.83894sf



Shower Walls: Multiplier ▶ MTP03 Dark Grey 3/4" Penny Round Gloss
Floors: Multiplier ▶ MTP01 White 3/4" Penny Round Matte, MTP03 Dark Grey 3/4" Penny Round Matte




Wet DCOF
Gloss <0.42
Matte <0.42






Available Gloss Colors




MTP01 White 2" Square Gloss




MTP01 White 3/4" Penny Round Gloss



MTP01 White 2" Hex Gloss




MTP02 Grey 2" Square Gloss




MTP02 Grey 3/4" Penny Round Gloss



MTP02 Grey 2" Hex Gloss



MTP03 Dark Grey 2" Square Gloss




MTP03 Dark Grey 3/4" Penny Round Gloss




MTP03 Dark Grey 2" Hex Gloss

Available Matte Colors




MTP01 White 2" Square Matte




MTP01 White 3/4" Penny Round Matte



MTP01 White 2" Hex Matte




MTP02 Grey 2" Square Matte




MTP02 Grey 3/4" Penny Round Matte



MTP02 Grey 2" Hex Matte



MTP03 Dark Grey 2" Square Matte



MTP03 Dark Grey 3/4" Penny Round Matte



MTP03 Dark Grey 2" Hex Matte





NATIVE METAL™

- Native Metal captures the eternal luxury of patinaed minerals and ores in a refreshingly unique porcelain and resin tile line
- 2"x2" and hex mosaic
- Complete your installations with 4"x 24" bullnose or 6"x 12" cove base
- Cross-Sheen™ for easy cleaning
- Field Tile - Rectified
- Recommended grout joint: 3mm

Visit the website to learn more:

Crossville.com/Collections/Native-Metal

Available Colors



NVM01 Noble Platinum



NVM02 Nickel Plate



NVM03 Crucible Steel



NVM04 Copper Deposit



NVM05 Cobalt Ore



NVM06 Graphite Black

Sizes & Finishes (Available in all colors)

FIELD TILE - Rectified

Nominal (in)	Actual (mm)	Thickness (mm)	Grout Joint (mm)	Finish
12 x 24	297 x 597	9.5	3	UPS
24 x 24	597 x 597	9.5	3	UPS
24 x 48	597 x 1197	10.5	3	UPS

Field tile is rectified with a minimum 3mm grout joint

MOSAICS

Nominal (in)	Actual (mm)	Thickness (mm)	Grout Joint (mm)	Finish
2 x 2 Mosaic*	298 x 298	9.5	3	UPS
Hex Mosaic**	259 x 270	9.5	3	UPS

*Mounted on 12 x 12 sheet with 3mm grout joints.

**Mounted on 10x11 sheet with a 2mm grout joint

COORDINATING TRIM

Nominal (in)	Actual (mm)	Thickness (mm)	Grout Joint (mm)	Finish
4 x 24 Single Bullnose	96 x 597	9.5	3	UPS
6 x 12 Cove Base	150 x 297	9.5	3	UPS



6 x 12 Cove Base




4 x 24 Single Bullnose

Recommended Use


Native Metal is recommended for interior floors, interior walls, countertops, exterior walls, pool waterlines and full linings[†] in both residential and commercial applications. Native Metal is not recommended for exterior horizontal surfaces or exterior paving. See Crossville.com for detailed installation instructions.

[†]Excludes mesh mounted mosaics.

Example Sizes




24 x 48



24 x 24



12 x 24



2 x 2 Square Mosaic
UPS Finish
(Mounted on a
298 x 298 mm sheet)
Coverage area is 0.98sf



Hex Mosaic
(Mounted on a
259 x 270 mm sheet)
Coverage area is 0.61sf



Detail of
the Surface Textured



Wet DCOF
(UPS) 0.42 - 0.52



Available Colors




NVM01.10202MOS
Noble Platinum
2 x 2 Mosaic




NVM02.10202MOS
Nickel Plate
2 x 2 Mosaic



NVM03.10202MOS
Crucible Steel
2 x 2 Mosaic



NVM04.10202MOS
Copper Deposit
2 x 2 Mosaic



NVM05.10202MOS
Cobalt Ore
2 x 2 Mosaic



NVM06.10202MOS
Graphite Black
2 x 2 Mosaic



NVM01.1HEXUMOS
Noble Platinum
Hex Mosaic



NVM02.1HEXUMOS
Nickel Plate
Hex Mosaic



NVM03.1HEXUMOS
Crucible Steel
Hex Mosaic



NVM04.1HEXUMOS
Copper Deposit
Hex Mosaic



NVM05.1HEXUMOS
Cobalt Ore
Hex Mosaic



NVM06.1HEXUMOS
Graphite Black
Hex Mosaic





Porcelain Stone **NATIVE METAL**



NEST®

- Coordinates with Notorious for additional design opportunities
- Two grains replicate rough cut oak and the simplicity of olive wood
- Combine the 1 x 6 sheet mounted mosaic and 3 x 15 planks for a unique parquet look
- Cross-Sheen™ finish for easy cleaning
- Field Tile - Rectified
- Recommended grout joint: 3mm

Visit the website to learn more:
Crossville.com/Collections/Nest

NEST Porcelain Stone

Available Colors

Oak



AV351 Levity Oak



AV352 Joyous Oak



AV353 Blissful Oak



AV354 Mindful Oak



AV355 Peaceful Oak



AV356 Slumber Oak



AV357 Meditative Oak

Olive



AV361 Levity Olive




AV362 Joyous Olive



AV363 Blissful Olive



AV364 Mindful Olive



AV365 Peaceful Olive



AV366 Slumber Olive



AV367 Meditative Olive



Wet DCOF
(UPS) 0.42 - 0.52



Available Colors

1 x 6 Mosaic

NEST Porcelain Stone



NBC01 - Levity in Oak and Olive



NBC02 - Joyous in Oak and Olive



NBC03 - Blissful in Oak and Olive



NBC04 - Mindful in Oak and Olive



NBC05 - Peaceful in Oak and Olive



NBC06 - Slumber in Oak and Olive



NBC07 - Meditative in Oak and Olive



NBC08 - Levity, Blissful, and Mindful in Olive

Sizes & Finishes (Available in all colors)

FIELD TILE – Rectified

Nominal (in)	Actual (mm)	Thickness (mm)	Grout Joint (mm)	Finish
3 x 15	72 x 372	10.5	3	UPS
6 x 36	147 x 897	10.5	3	UPS
8 x 36	197 x 897	10.5	3	UPS

All field tile is rectified.
Crossville recommends a minimum 3mm grout joint.

MOSAICS

Nominal (in)	Actual (mm)	Thickness (mm)	Grout Joint (mm)	Finish
1 x 6 Mosaic*	297 x 297	10.5	3	UPS

* 1 x 6 mosaic mounted on 297 x 297 sheets with a 3mm grout joint.

COORDINATING TRIM

Nominal (in)	Actual (mm)	Thickness (mm)	Grout Joint (mm)	Finish
6 x 18 Single Bullnose	147 x 447	10.5	3	UPS
6 x 12 Cove Base (Olive only)	150 x 297	9.5		UPS



6 x 18 Single Bullnose




6 x 12 Cove Base
(Universal, Flat Top)

Recommended Use

Nest is recommended for interior floors, interior walls, countertops, exterior walls, pool waterlines and full linings* in both residential and commercial applications. Nest is not recommended for exterior horizontal surfaces or exterior paving. See Crossville.com for detailed installation instructions.

*Excludes mesh mounted mosaics.

Example Sizes



8 x 36



6 x 36



3 x 15



12 x 12 Mosaic
(Mounted on 297x297mm sheet)





NOTORIOUS
Porcelain Stone

NOTORIOUS™

- Coordinates with Nest and Crossville Porcelain Countertops for additional design opportunities
- Complete trim package including mosaic suitable for shower floors
- Field Tile - Rectified
- Recommended grout joint: 3mm
- Cross-Sheen™ finish for easy cleaning
- Get Planked available

Visit the website to learn more:

Crossville.com/Collections/Notorious

Available Colors



NTR01 Femme Fatale UPS/HON



NTR02 Private Eye UPS/HON




NTR03 Sugar Daddy UPS/HON



NTR04 Suspense UPS/HON



NTR05 Leading Man UPS/HON



NTR06 Film Noir UPS/HON



Sizes & Finishes (Available in all colors)

FIELD TILE - Rectified

Nominal (in)	Actual (mm)	Thickness (mm)	Grout Joint (mm)	Finish
3 x 15 [†]	72 x 372	9.5	3	UPS
12 x 12	297 x 297	9.5	3	UPS/HON
12 x 24	297 x 597	9.5	3	UPS/HON
24 x 24	597 x 597	9.5	3	UPS/HON
24 x 36	597 x 897	10.5	3	UPS/HON

[†]3x15 size is not a standard stocking item. Please allow 2-4 weeks for delivery depending on availability.

MOSAICS

Nominal (in)	Actual (mm)	Thickness (mm)	Grout Joint (mm)	Finish
Mixed Mosaic*	297 x 297	9.5	3	UPS

*Mixed Mosaic mounted on 297 x 297 sheet.

COORDINATING TRIM

Nominal (in)	Actual (mm)	Thickness (mm)	Grout Joint (mm)	Finish
4 x 12 Single Bullnose	97 x 297	9.5	3	UPS/HON**
6 x 12 Cove Base	150 x 297	9.5	3	UPS

**4x12 Honed bullnose is not a standard stocking item. Please allow 2-4 weeks for delivery depending on availability.



6 x 12 Cove Base
(Universal, Flat Top)



4 x 12 Single Bullnose

Recommended Use


Notorious is recommended for interior floors, interior walls, countertops, exterior walls, pool waterlines and full linings[†] in both residential and commercial applications. Notorious is not recommended for exterior horizontal surfaces or exterior paving. The HON finish (semi-polished) is not recommended for interior floors wet. See Crossville.com for detailed installation instructions.

[†]Excludes mesh mounted mosaics.


Example Sizes




24 x 36



24 x 24



12 x 12



12 x 24



3 x 15



Mixed Mosaic*
comprised of
1 x 4 and 2 x 4 tiles
(Mounted on
297x297 mm sheet)



OWEN STONE Porcelain Stone

OWEN STONE™

- Unique Crossville Mosaic
- Leathered finish offers a buttery, cashmere like feel unique to Crossville
- Exterior finish available to allow for seamless transitions to outdoors
- Field Tile - Rectified
- Recommended grout joint: 3mm

Visit the website to learn more:
Crossville.com/Collections/Owen-Stone



Available Colors



OST01 Down




OST02 Bunny




OST03 Slipper



OST04 Mittens



OST05 Sable



OST06 Teddy



Available Mosaics



OST01.10202UMOS
OST01.10202LMOS
Down
2 x 2 Mosaic



OST03.10202UMOS
OST03.10202LMOS
Slipper
2 x 2 Mosaic



OST05.10202UMOS
OST05.10202LMOS
Sable
2 x 2 Mosaic



OST01.1CRSLMOS
Down
Crossville Mosaic†



OST03.1CRSLMOS
Slipper
Crossville Mosaic†



OST05.1CRSLMOS
Sable
Crossville Mosaic†



OST02.10202UMOS
OST02.10202LMOS
Bunny
2 x 2 Mosaic



OST04.10202UMOS
OST04.10202LMOS
Mittens
2 x 2 Mosaic



OST06.10202UMOS
OST06.10202LMOS
Teddy
2 x 2 Mosaic



OST02.1CRSLMOS
Bunny
Crossville Mosaic†



OST04.1CRSLMOS
Mittens
Crossville Mosaic†



OST06.1CRSLMOS
Teddy
Crossville Mosaic†



Detail of the Leather
(LTR) surface finish



Sizes & Finishes (Available in all colors)

FIELD TILE - Rectified

Nominal (in)	Actual (mm)	Thickness (mm)	Grout Joint (mm)	Finish
12 x 24*	297 x 597	9.5	3	LTR/EXT/UPS
24 x 24	597 x 597	9.5	3	LTR/EXT
24 x 48	597 x 1197	10.5	3	LTR/UPS

Field tile is rectified with a minimum 3mm grout joint

*12x24 EXT is not a standard stocking item. Please allow 2-4 weeks for delivery depending on availability.

MOSAICS

Nominal (in)	Actual (mm)	Thickness (mm)	Grout Joint (mm)	Finish
2 x 2 Mosaic**	298 x 298	9.5	3	LTR/UPS
Crossville Mosaic†	217 x 372	9.5	2	LTR

**2x2 Mosaic is mounted on a 298x298mm sheet with a 3mm grout joint.

†Crossville Mosaic is mounted on a 217 x 372 mm sheet with a 2 mm grout joint.

COORDINATING TRIM

Nominal (in)	Actual (mm)	Thickness (mm)	Grout Joint (mm)	Finish
4 x 24 Single Bullnose	96 x 597	9.5	3	LTR/UPS
6 x 12 Cove Base	150 x 297	9.5	3	UPS



6 x 12 Cove Base




4 x 24 Single Bullnose

Recommended Use


Owen Stone UPS and LTR are not recommended for exterior horizontal surfaces or exterior paving. Owenstone EXT is recommended for exterior horizontal surfaces and exterior paving. See Crossville.com for detailed installation instructions.

†Excludes mesh mounted mosaics.

Example Sizes




24 x 48



24 x 24



12 x 24



2 x 2 Square Mosaic**
LTR/UPS Finish
(Mounted on a
298 x 298 mm sheet)
Coverage area is 0.9752



Crossville Mosaic†
LTR Finish
(Mounted on a
217 x 372 mm sheet)
Coverage area is 0.5780sf

†Due to this mosaic's design, caution should be used when installing on surfaces that might contact bare skin or other delicate materials. To prevent possible injury or damage from sharp corners that might be exposed above the grout line, install per ANSI 108 guidelines in order to minimize or prevent lippage.





Porcelain Stone **OWEN STONE**





PORTLAND CLIFF™

- Portland Cliff™ blends timeless stone aesthetics with modern performance with soft texture, calming neutrals, and subtle veining
- Innovative Visual Touch Technology™ offers uniquely tactile surface
- Available in five neutral colors, two field tile sizes (12x24 and 24x48), and two finishes—UPS for interiors and EXT for seamless indoor-outdoor transitions
- Coordinating trim and two mosaics, including a new barrel mosaic, complete the offering.

Visit the website to learn more:

[Crossville.com/Collections/portland-cliff](https://www.crossville.com/Collections/portland-cliff)



Available Colors



PDC01 Sheer



PDC02 Bluff



PDC03 Echo



PDC04 Ashlar



PDC05 Cavern



Available Mosaics



2 x 4 Stacked Mosaics
Mounted on a 296.9 x 296.9 sheet



11 x 11 Barrel Mosaics
Mounted on a 268 x 270 sheet



Wet DCOF
UPS 0.42 - 0.52
EXT 0.60 - 0.70



Sizes & Finishes (Available in all colors)

FIELD TILE - Rectified

Nominal (in)	Actual (mm)	Thickness (mm)	Grout Joint (mm)	Finish
12 x 24	297 x 597	9.5	3.0	UPS/EXT
24 x 48	597 x 1197	10.5	3.0	UPS

Note: Field tile is rectified with a 3mm grout joint

MOSAICS

Nominal (in)	Actual (mm)	Thickness (mm)	Grout Joint (mm)	Finish
2 x 4 Stacked*	296.9 x 296.9	9.5	2.5	UPS
Barrel**	268 x 270	9.5	2.5	UPS

*Mounted on 12 x 12 sheet (coverage area 0.98sf)

**Mounted on 11 x 11 sheet (coverage area .82sf)

COORDINATING TRIM

Nominal (in)	Actual (mm)	Thickness (mm)	Grout Joint (mm)	Finish
4 x 24 Single Bullnose	96 x 597	9.5	3	UPS
6 x 12 Cove Base	150 x 297	9.5	3	UPS



4 x 24 Single Bullnose



6 x 12 Cove Base


Note: EXT and CBS do not feature VisualTouch technology

Recommended Use


Portland Cliff is recommended for interior floors dry, interior walls, countertops, exterior walls, pool waterlines and full linings* in both residential and commercial applications. Portland Cliff UPS is not recommended for exterior horizontal surfaces or exterior paving. Portland Cliff EXT is recommended for exterior horizontal surfaces and exterior paving. See Crossville.com for detailed installation instructions.

*Excludes mesh mounted mosaics.

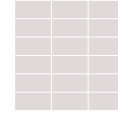
Example Sizes




24 x 48



12 x 24



2 x 4 Stacked Mosaics
(Mounted on a 296.9 x 296.9 sheet)
Coverage area is 0.98 square feet



11 x 11 Barrel Mosaics
(Mounted on a 268 x 270 sheet)
Coverage area is 0.82 square feet





Porcelain Stone *PORTLAND CLIFFS*






PORTUGAL™

- Unique Crossville Mosaic
- Exterior finish available to allow for seamless transitions to outdoors
- Field Tile - Rectified
- Recommended grout joint: 3mm
- Cross-Sheen™ finish for easy cleaning


Visit the website to learn more:
[Crossville.com/Collections/Portugal](https://www.crossville.com/Collections/Portugal)

PORTUGAL Porcelain Stone


Available Colors



PTG01 Velho White




PTG02 Grand Rosé



PTG03 Venho Verde



PTG04 Tinta Negra



PTG05 Harvest Tawny



PTG06 Madeira Reserve

Available Mosaics



PTG01.10202UMOS
Velho White
2 x 2 Mosaic



PTG02.10202UMOS
Grand Rosé
2 x 2 Mosaic



PTG03.10202UMOS
Venho Verde
2 x 2 Mosaic

Detail of the
UPS surface finish.
(PTG04 Tinta Negra shown)



PTG01.1CRSUMOS
Velho White
Crossville Mosaic†



PTG02.1CRSUMOS
Grand Rosé
Crossville Mosaic†



PTG03.1CRSUMOS
Venho Verde
Crossville Mosaic†

Detail of the
EXT surface finish.
(PTG04 Tinta Negra shown)



PTG04.10202UMOS
Tinta Negra
2 x 2 Mosaic



PTG05.10202UMOS
Harvest Tawny
2 x 2 Mosaic



PTG06.10202UMOS
Madeira Reserve
2 x 2 Mosaic



PTG04.1CRSUMOS
Tinta Negra
Crossville Mosaic†



PTG05.1CRSUMOS
Harvest Tawny
Crossville Mosaic†



PTG06.1CRSUMOS
Madeira Reserve
Crossville Mosaic†



Sizes & Finishes (Available in all colors)

FIELD TILE – Rectified

Nominal (in)	Actual (mm)	Thickness (mm)	Grout Joint (mm)	Finish
6 x 24*	147 x 597	9.5	3	UPS
12 x 24*	297 x 597	9.5	3	UPS/EXT
24 x 24	597 x 597	9.5	3	UPS/EXT
24 x 48	597 x 1197	10.5	3	UPS

Field tile is rectified with a minimum 3mm grout joint

*6x24 UPS and 12x24 EXT are not a standard stocking item. Please allow 2-4 weeks for delivery depending on availability.

MOSAICS

Nominal (in)	Actual (mm)	Thickness (mm)	Grout Joint (mm)	Finish
2 x 2 Mosaic**	298 x 298	9.5	3	UPS
Crossville Mosaic***	217 x 372	9.5	2	UPS

**2x2 Mosaic is mounted on a 298x298mm sheet with a 3mm grout joint.

***Crossville Mosaic is mounted on a 217 x 372 mm sheet with a 2 mm grout joint.

COORDINATING TRIM

Nominal (in)	Actual (mm)	Thickness (mm)	Grout Joint (mm)	Finish
4 x 24 Single Bullnose	96 x 597	9.5	3	UPS
6 x 12 Cove Base	150 x 297	9.5	3	UPS



6 x 12 Cove Base




4 x 24 Single Bullnose

Recommended Use


Portugal is recommended for interior floors, interior walls, countertops, exterior walls, pool waterlines and full linings* in both residential and commercial applications. Portugal UPS is not recommended for exterior horizontal surfaces or exterior paving. Portugal EXT is recommended for exterior horizontal surfaces and exterior paving. See Crossville.com for detailed installation instructions.

*Excludes mesh mounted mosaics.


Example Sizes



24 x 48



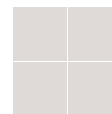
24 x 24



12 x 24



6 x 24



2 x 2 Square Mosaic
UPS Finish
(Mounted on a
12 x 12 sheet)
Coverage area is 0.98sf



Crossville Mosaic*
UPS Finish
(Mounted on a
217mm x 372mm sheet)
Coverage area is 0.5780sf

*Due to this mosaic's design, caution should be used when installing on surfaces that might contact bare skin or other delicate materials. To prevent possible injury or damage from sharp corners that might be exposed above the grout line, install per ANSI 108 guidelines in order to minimize or prevent lippage.





Porcelain Stone **PORTUGAL**



READY TO WEAR™


- Competitively priced for exceptional value
- Patterned with classic warp and weft texture in eight shades
- Field Tile - Calibrated
- Recommended grout joint: 3/16"
- Cross-Sheen™ finish for easy cleaning

Visit the website to learn more:
Crossville.com/Collections/Ready-to-Wear

READY TO WEAR Porcelain Stone

Available Colors

Cools



AV312 Hand in Glove



AV314 Perfect Fit



AV316 Smarty Pants




AV317 Flannel Suit


Warmes



AV311 Buttoned Up



AV313 Off the Cuff



AV315 Decked Out



AV318 Hats Off

Sizes & Finishes (Available in all colors)

FIELD TILE - Calibrated

Nominal (in)	Actual (in)	Thickness (in)	Grout Joint (in)	Finish
2 x 6	1-13/16 x 5-13/16	3/8	3/16	UPS
12 x 24	11-13/16 x 23-13/16	3/8	3/16	UPS

All field tile is calibrated.
Crossville recommends a minimum 3/16" grout joint.

COORDINATING TRIM

Nominal (in)	Actual (in)	Thickness (in)	Grout Joint (in)	Finish
4 x 24 Single Bullnose	3-13/16 x 23-13/16	3/8	3/16	UPS




4 x 24 Single Bullnose

Recommended Use

Ready to Wear is recommended for interior floors, interior walls, countertops, exterior walls, pool waterlines and full linings in both residential and commercial applications. Ready to Wear is not recommended for exterior horizontal surfaces or exterior paving. See Crossville.com for detailed installation instructions.

†Excludes mesh mounted mosaics.

Example Sizes



12 x 24



2 x 6



Wet DCOF (UPS) 0.50 - 0.60



Porcelain Stone **READY TO WEAR**



RETRO ACTIVE 2.0 Porcelain Stone

RETRO ACTIVE™ 2.0


- Coordinates with Alaska and Retro Active 2.0 patterns
- Pattern texture for linear look
- Popular plank shapes, including 24" length
- Multiple sizes for design versatility
- Rounded edges allow for a smoother transition
- Ideal for minimalist looks
- Cross-Sheen™ finish for easy cleaning (UPS only)

Visit the website to learn more:


[Crossville.com/Collections/Retro-Active-2-0](https://www.crossville.com/Collections/Retro-Active-2-0)



Available Colors




RET01 Antico Taupe UPS/PO/PTN I




RET02 Seal Taupe UPS/PO/PTN I




RET03 Featherstone UPS/PO/PTN I




RET04 Empress White UPS/PO/PTN I



RET05 Snow Blind UPS/PO/PTN II



RET06 Roasted Chestnut UPS/PO/PTN I




RET07 Leaden UPS/PO/PTN I



RET08 Mercurial UPS/PO/PTN I



RET09 Phantom UPS/PO/PTN I



RET10 Armor UPS/PO/PTN II




RET11 Gulf Breeze UPS/PO/PTN II



RET12 Racing Green UPS/PO/PTN II



RET13 Royal Navy UPS/PO/PTN II



Pattern Example - RET08 Mercurial PTN,

PRICE GROUPS

- I.....Group I
- II.....Group II



Sizes & Finishes (Available in all colors)

FIELD TILE – Calibrated

Nominal (in)	Actual (in)	Thickness (in)	Grout Joint (in)	Finish
3 x 12**	2-3/4 x 11-3/4	5/16	3/16	PO/UPS/PTN
4 x 12**	3-3/4 x 11-3/4	5/16	3/16	PO/UPS/PTN
4 x 24**	3-3/4 x 23-3/4	5/16	3/16	PO/UPS/PTN
6 x 12**	5-3/4 x 11-3/4	5/16	3/16	PO/UPS/PTN
6 x 24**	5-3/4 x 23-3/4	5/16	3/16	PO/UPS/PTN
12 x 12	11-3/4 x 11-3/4	5/16	3/16	PO/UPS/PTN
12 x 24	11-3/4 x 23-3/4	5/16	3/16	PO/UPS/PTN

*All sizes except 12x12 and 12x24 are not a standard stocking item. Please allow 2-4 weeks for delivery depending on availability.
 †The cut/bevel tile is cut from larger format tile and the edges are beveled to provide a factory appearance.
 All field tile is calibrated (non-rectified).
 Crossville recommends a minimum 3/16" grout joint.

MOSAICS

Nominal (in)	Actual (in)	Thickness (in)	Grout Joint (in)	Finish
2 x 4 Mosaic**	11-3/4 x 11-3/4	5/16	3/16	UPS

**2 x 4 Mosaic mounted on 12 x 12 sheet.

COORDINATING TRIM

Nominal (in)	Actual (in)	Thickness (in)	Grout Joint (in)	Finish
4 x 12 Single Bullnose	3-3/4 x 11-3/4	5/16	3/16	PO/UPS/PTN†
2 x 12 Cove Base	1-3/4 x 11-11/16	3/8	3/16	UPS
6 x 12 Cove Base	5-7/8 x 11-3/4	3/8	3/16	UPS
2 x 2 Cove Base Inside Corner	1-3/4 x 1-3/4	NA	3/16	UPS
1 x 6 Inside and Outside Corner	1 x 5-7/8	NA	3/16	UPS
2 x 4 Cove Base Outside Corner	1-3/4 x 3-1/2	NA	3/16	UPS



6 x 12 Cove Base (Universal, Flat Top)



4 x 12 Single Bullnose (PO/UPS/PTN Special Order)



2 x 12 Cove Base †Special Order



2 x 2 Inside Cove Base Corner




2 x 4 Outside Cove Base Corner



1 x 6 Inside & Outside Corners


Example Sizes



12 x 24



6 x 24



4 x 24

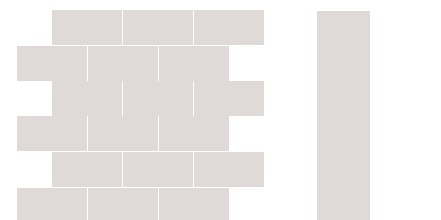


12 x 12

6 x 12



4 x 12



2 x 4 Mosaic

3 x 12

Recommended Use

Retro Active 2.0 is recommended for interior floors, interior walls, countertops, exterior walls, pool waterlines and full linings* in both residential and commercial applications. Retro Active 2.0 is not recommended for exterior horizontal surfaces or exterior paving. See Crossville.com for detailed installation instructions.

*Excludes mesh mounted mosaics.





Porcelain Stone **RETRO ACTIVE 2.0**



RURAL RETREAT Porcelain Stone

RURAL RETREAT™

- Transform your living spaces with the elegant, organic beauty of Rural Retreat™ porcelain tile
- Available in five essential colors and working alongside, or in lieu of, natural wood, these eco-friendly porcelain tiles are crafted for perfect plank alignment
- Generous 8 x 48 planks offer enduring strength and durability for indoor and outdoor spaces
- Cove base and bullnose trim along with 2x4 and 1x6 stacked mosaic that are perfect for shower pans and pool lines

Visit the website to learn more:

[Crossville.com/collections/rural-retreat](https://www.crossville.com/collections/rural-retreat)



Available Colors




RRL01 Daybreak




RRL02 Sunrise



RRL03 Midday



RRL04 Twilight



RRL05 Dusk

Available Mosaics



2 x 4 Stacked Mosaics



1 x 6 Stacked Mosaics



Sizes & Finishes (Available in all colors)

FIELD TILE - Rectified

Nominal (in)	Actual (mm)	Thickness (mm)	Grout Joint (mm)	Finish
8 x 48	197 x 1197	10.5	3	UPS/EXT

Note: Field tile is rectified with a 3mm grout joint

MOSAICS

Nominal (in)	Actual (mm)	Thickness (mm)	Grout Joint (mm)	Finish
2 x 4 Stacked*	297 x 297	10.5	2.5	UPS
1 x 6 Stacked†	297 x 290	10.5	3	UPS

*Mounted on 12 x 12 sheet (coverage area 0.97sf)

†Mounted on 12 x 11 sheet (coverage area 0.95sf)

COORDINATING TRIM

Nominal (in)	Actual (mm)	Thickness (mm)	Grout Joint (mm)	Finish
4 x 24 Single Bullnose	97 x 597	10.5	3	UPS
6 x 12 Cove Base	150 x 297	10.5	3	UPS



4 x 24 Single Bullnose



6 x 12 Cove Base

Recommended Use

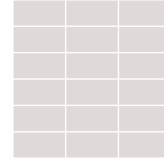
Rural Retreat™ UPS is recommended for interior floors dry, interior walls, countertops, exterior walls, pool waterlines and full linings* in both residential and commercial applications. Rural Retreat UPS is not recommended for exterior horizontal surfaces or exterior paving. Rural Retreat EXT is recommended for interior or exterior floors and walls in both residential and commercial applications. See Crossville.com for detailed installation instructions.

*Excludes mesh mounted mosaics.


Example Sizes



8 x 48



2 x 4 Stacked Mosaic (Mounted on a 297 x 297 sheet) coverage area - 0.97sf



1 x 6 Stacked Mosaic (Mounted on a 297 x 290 sheet) coverage area - 0.95sf





Porcelain Stone *RURAL RETREAT*



SAND GARDEN Porcelain Stone

SAND GARDEN™

- Sand Garden's artful imperfections of tone and texture reflect a wabi-sabi aesthetic, celebrating the elegance of nature's simplicity
- Visual Touch™ technology tile's textured surface plays with light, creating dynamic visual effects that shift throughout the day
- Available in four soothing colors and both unpolished and semi-polished finishes, includes 12x24 and 24x24 porcelain tiles
- 3x3 and trapezoid mosaics are perfect for shower pans and pool lines

Visit the website to learn more:


[Crossville.com/Collections/sand-garden](https://www.crossville.com/Collections/sand-garden)




Available Colors




SDG01 Contemplative Cream



SDG02 Meditative Mushroom



SDG03 Thoughtful Taupe




SDG04 Profound Pewter



Available Mosaics



3 x 3 Stacked Mosaics



11 x 14 Trapezoid Mosaics



Wet DCOF
 UPS 0.50 - 0.60
 SPO 0.42 - 0.52



Sizes & Finishes (Available in all colors)

FIELD TILE – Rectified

Nominal (in)	Actual (mm)	Thickness (mm)	Grout Joint (mm)	Finish
12 x 24	297 x 597	9.5	3.0	UPS/SPO
24 x 24	597 x 597	9.5	3.0	UPS/SPO

Note: Field tile is rectified with a 3mm grout joint

MOSAICS

Nominal (in)	Actual (mm)	Thickness (mm)	Grout Joint (mm)	Finish
3 x 3 Stacked*	297 x 297	9.5	3.0	UPS
Trapezoid**	286 x 355	9.5	2.0	UPS

*Mounted on 12 x 12 sheet (coverage area 0.97sf)

**Mounted on 11 x 14 sheet (coverage area 1.3285sf)

COORDINATING TRIM

Nominal (in)	Actual (mm)	Thickness (mm)	Grout Joint (mm)	Finish
4 x 24 Single Bullnose	97 x 597	9.5	3.0	UPS/SPO
6 x 12 Cove Base***	150 x 297	9.5	3.0	UPS

***Cove base does not feature Visual Touch Technology



4 x 24 Single Bullnose




6 x 12 Cove Base

Recommended Use


Sand Garden™ is recommended for interior floors dry, interior walls, countertops, exterior walls, pool waterlines and full linings* in both residential and commercial applications. Sand Garden is not recommended for exterior horizontal surfaces or exterior paving. The SPO finish (semi-polished) is not recommended for interior floors wet. See Crossville.com for detailed installation instructions.

*Excludes mesh mounted mosaics.


Example Sizes




24 x 48



12 x 24



3 x 3 Mosaic
(Mounted on a
297 x 297 mm sheet)
Coverage area is 0.97sf



11 x 14 Trapezoid
Mosaic
(Mounted on a
286 x 355 mm sheet)
Coverage area is 1.328sf





Porcelain Stone SAND GARDEN



SHADES[®] 2.0

- Cross-Sheen™ finish for easy cleaning (UPS only)
- Field Tile - Rectified
- Comprised of 13 contemporary colors
- Recommended grout joint: 3mm

Visit the website to learn more:
Crossville.com/Collections/Shades-2-0




BOSSARD

Available Colors

Base



SHD41 Frost UPS/SPO/PTN



SHD42 Vapor UPS/SPO/PTN



SHD49 Ink UPS/SPO/PTN



SHD54 Midnight UPS/SPO/PTN


Cool



SHD44 Mist UPS/SPO/PTN



SHD46 Ash UPS/SPO/PTN



SHD48 Thunder UPS/SPO/PTN

Neutral Warm



SHD43 Fog UPS/SPO/PTN



SHD45 Clay UPS/SPO/PTN



SHD47 Haze UPS/SPO/PTN


New Warm



SHD51 Foam UPS/SPO/PTN



SHD52 Camel UPS/SPO/PTN




SHD53 Russet UPS/SPO/PTN




Detail of the SHD54 Midnight PTN


Mosaics available




SHD1/.10103SMOS
Warm Grays - SPO
(SHD43, SHD45, SHD47)




SHD2/.10103SMOS
Cool Grays - SPO
(SHD44, SHD46, SHD48)



SHD3/.10103SMOS
Whites - SPO
(SHD41, SHD42)



SHD4/.10103SMOS
New Warmes - SPO
(SHD51, SHD52, SHD53)



SHD46.10202UMOS
Available in all colors UP
SHD46 Haze UPS shown





Sizes & Finishes (Available in all colors)

FIELD TILE – Rectified

Nominal (in)	Actual (mm)	Thickness (mm)	Grout Joint (mm)	Finish
6 x 24	147 x 597	9.5	3	UPS/SPO
12 x 12 Triangle	297 x 297	9.5	3	UPS
12 x 24	297 x 597	9.5	3	UPS/SPO/PTN
24 x 24	597 x 597	9.5	3	UPS/SPO
24 x 48	597 x 1197	10.5	3	UPS/SPO

All field tile is rectified.
Crossville recommends a minimum 3mm grout joint.

MOSAICS

Nominal (in)	Actual (mm)	Thickness (mm)	Grout Joint (mm)	Finish
1 x 3 Blended Mosaic*	297 x 297	9.5	3	SPO
2 x 2 Solid Mosaic**	298 x 298	9.5	3	UPS

*1x3 Mosaic is mounted on 297 x 297 mm sheet.

**2x2 Solid Mosaic is mounted on 298 x 298mm sheet.

COORDINATING TRIM

Nominal (in)	Actual (mm)	Thickness (mm)	Grout Joint (mm)	Finish
4 x 24 Single Bullnose	96 x 597	9.5	3	UPS/SPO
6 x 12 Cove Base	150 x 297	9.5	3	UPS



6 x 12 Cove Base
(Universal, Flat Top)



4 x 24 Single Bullnose


SPO is a semi-polished finish.

Recommended Use


Shades 2.0 is recommended for interior floors, interior walls, countertops, exterior walls, pool waterlines and full linings* in both residential and commercial applications. Shades 2.0 is not recommended for exterior horizontal surfaces or exterior paving. See Crossville.com for detailed installation instructions. The SPO finish (semi-polished) is not recommended for interior floors wet. See Crossville.com for detailed installation instructions.

*Excludes mesh mounted mosaics.

Example Sizes



24 x 48



24 x 24



12 x 24




6 x 24



12 x 12 Triangle



1 x 3 Mosaic



2 x 2 Square Mosaic





Porcelain Stone
SHADES 2.0

Wall: Shades 2.0 ▶ SHD41 Frost 12 x 12 Triangle UPS, SHD54 Midnight 12 x 12 Triangle UPS
Floor: Shades 2.0 ▶ SHD41 Frost 24 x 48 UPS



SOCIALE™

- Elevate your home and create an inviting destination for family and friends with Sociale™ porcelain tiles
- Featuring Crossville's FeatherSoft™ finish for extraordinarily touchable interior surfaces
- Available in two field tile sizes, including an expansive 24 x 48, along with cove base and bullnose trim and two mosaic options
- Expanded design options with 2x4 and 1x6 stacked mosaic

Visit the website to learn more:
[Crossville.com/collections/sociale](https://www.crossville.com/collections/sociale)

Available Colors



SCL01 Zecevo



SCL02 Taj Mahal




SCL03 Cristallo



SCL04 Augustus Grey




SCL05 Bronze Amani (FST Only)



SCL06 Diamond Black (FST Only)

Available Mosaics



2 x 4 Stacked Mosaics



1 x 6 Stacked Mosaics





Sizes & Finishes (Available in all colors except where noted)

FIELD TILE - Rectified

Nominal (in)	Actual (mm)	Thickness (mm)	Grout Joint (mm)	Finish
24 x 48	597 x 1197	10.5	3	FST
12 x 24	297 x 597	9.5	3	FST/EXT*

Note: Field tile is rectified with a 3mm grout joint
*No EXT for SCL05 and SCL06

MOSAICS

Nominal (in)	Actual (mm)	Thickness (mm)	Grout Joint (mm)	Finish
2 x 4 Stacked**	297 x 297	9.5	2.5	FST
1 x 6 Stacked**	297 x 290	9.5	3	FST

**Mounted on 12 x 12 sheet (coverage area 0.97sf)
***Mounted on 12 x 11 sheet (coverage area 0.95sf)

COORDINATING TRIM

Nominal (in)	Actual (mm)	Thickness (mm)	Grout Joint (mm)	Finish
4 x 24 Single Bullnose	97 x 597	9.5	3	FST
6 x 12 Cove Base	150 x 297	9.5	3	UPS



4 x 24 Single Bullnose




6 x 12 Cove Base

Recommended Use

Sociale™ FST is recommended for interior floors dry, interior walls, countertops, exterior walls, pool waterlines and full linings* in both residential and commercial applications. Sociale FST is not recommended for exterior horizontal surfaces or exterior paving. Sociale EXT is recommended for interior or exterior floors and walls in both residential and commercial applications. See Crossville.com for detailed installation instructions.

*Excludes mesh mounted mosaics.

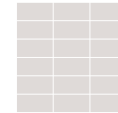
Example Sizes



24 x 48

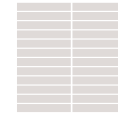


12 x 24



2 x 4 Stacked Mosaic

(Mounted on a 297 x 297 sheet)
coverage area - 0.97sf



1 x 6 Stacked Mosaic

(Mounted on a 297 x 290 sheet)
coverage area - 0.95sf







STONE FICTION Porcelain Stone

STONE FICTION™


- Subtle stone look
- Coordinating trim and 2 x 2 mosaic
- Field Tile - Calibrated
- Recommended grout joint: 3mm
- Get Planked available

Visit the website to learn more:
Crossville.com/Collections/Stone-Fiction

Available Colors



Porcelain Stone **STONE FICTION**





STF01 Travertine Ivory




STF02 Travertine Beige



STF03 Travertine Silver



STF04 Travertine Coffee



Detail of EXT finish

Sizes & Finishes (Available in all colors)

FIELD TILE - Calibrated

Nominal (in)	Actual (in)	Thickness (in)	Grout Joint (in)	Finish
12 x 24	11-13/16 x 23-13/16	9.5	3/16	UPS
24 x 24	23-13/16 x 23-13/16	9.5	3/16	UPS/EXT

All field tile is calibrated (non-rectified).
Crossville recommends a minimum 3/16" grout joint.

MOSAICS

Nominal (in)	Actual (in)	Thickness (in)	Grout Joint (mm)	Finish
2 x 2 Mosaic*	11-15/16 x 11-15/16	9.5	3	UPS

*Mounted on 12 x 12 sheet

COORDINATING TRIM

Nominal (in)	Actual (in)	Thickness (in)	Grout Joint (in)	Finish
4 x 24 Single Bullnose	3-13/16 x 23-13/16	9.5	3/16	UPS
6 x 12 Cove Base	5-7/8 x 11-3/4	9.5	3/16	UPS



6 x 12 Cove Base




4 x 24 Single Bullnose

Recommended Use


Stone Fiction is recommended for interior floors, interior walls, countertops, exterior walls, pool waterlines and full linings* in both residential and commercial applications. Stone Fiction UPS is not recommended for exterior horizontal surfaces or exterior paving. Stone Fiction EXT is recommended for exterior floors and walls in both residential and commercial applications. See Crossville.com for detailed installation instructions.

*Excludes mesh mounted mosaics.

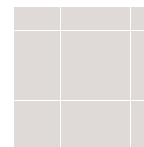
Example Sizes



24 x 24



12 x 24



2 x 2 Mosaic
(Mounted to a 12 x 12 sheet)
Add Coverage area is 0.97 sf



Wet DCOF
(UPS) 0.42 - 0.52
(EXT) 0.60 - 0.70



TRAJECTORY™

- Revel in the authentic aesthetic of concrete without the burden of constant maintenance
- Available in a curated palette of four thoughtfully crafted colors
- Choose from a range of sizes including 12 x 24 and 24 x 24 field tiles, rectified for precision installation
- Available with complementing mosaics, including a 2 x 4 stacked sheet-mounted mosaic
- Charming 2.5" circle mosaic echoes the organic nature of the visuals itself

Visit the website to learn more:

[Crossville.com/collections/trajectory](https://www.crossville.com/collections/trajectory)

Available Colors




TRYO1 Path



TRY02 Direction



TRY03 Flight



TRY04 Flow



Available Mosaics



2 x 4 Stacked Mosaic



2.5 Diameter Circle Mosaic



Sizes & Finishes (Available in all colors)

FIELD TILE – Rectified

Nominal (in)	Actual (mm)	Thickness (mm)	Grout Joint (mm)	Finish
12 x 24	297 x 597	9.5	3	UPS
24 x 24	597 x 597	9.5	3	UPS/EXT

Note: Field tile is rectified with a 3mm grout joint

MOSAICS

Nominal (in)	Actual (mm)	Thickness (mm)	Grout Joint (mm)	Finish
2 x 4 Stacked*	296.9 x 296.9	9.5	2.5	UPS
2.5D Circle**	360 x 348.8	9.5	2.15	UPS

*Mounted on 12 x 12 sheet (coverage area 0.96sf)

**Mounted on 14 x 14 sheet (coverage area 1.10sf)

COORDINATING TRIM

Nominal (in)	Actual (mm)	Thickness (mm)	Grout Joint (mm)	Finish
4 x 24 Single Bullnose	97 x 597	9.5	3	UPS
6 x 12 Cove Base	150 x 297	9.5	3	UPS



4 x 24 Single Bullnose




6 x 12 Cove Base

Recommended Use


Trajectory UPS is recommended for interior floors dry, interior walls, countertops, exterior walls, pool waterlines and full linings[†] in both residential and commercial applications. Trajectory UPS is not recommended for exterior horizontal surfaces or exterior paving. Trajectory EXT is recommended for interior or exterior floors and walls in both residential and commercial applications. See Crossville.com for detailed installation instructions.

[†]Excludes mesh mounted mosaics.

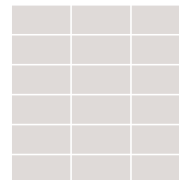
Example Sizes




24 x 24



12 x 24



2 x 4 Stacked Mosaic
(Mounted on a 296.9 x 296.9 sheet)
coverage area 0.96sf



2.5 Diameter Circle Mosaic
(Mounted on a 360 x 348.8 sheet)
coverage area 1.10sf






Porcelain Stone **TRAJECTORY**



GLASS TILE

Glass tile has been fashionable for wall surfacing for centuries – some say as early as 2500 BC! In the Byzantine era, from the 4th to 15 centuries, craftspeople used glass tiles to create stunning mosaics, an art form that modern artists worldwide draw inspiration from to this day. What held true for the Byzantines still holds true today: the luster, sheen, and texture of glass wall tiles are incomparable. Crossville offers an array of sizes and colors, from small chiclet mosaics to glass subway tiles. Easy to clean and enduring, even in commercial settings, glass tile is a way to add glamour to your space.

- ▶ **CONVERGENCE™**
- ▶ **EBB & FLOW™**
- ▶ **GLASS BLOX®**
- ▶ **SIDEVIEW GLASS™**






CONVERGENCE™

- Four neutral and four bright colors are available
- Aligns with the ever popular wood-look in a unique glass format
- Mesh mounted on a 12 x 12 sheet

Visit the website to learn more:
Crossville.com/Collections/Convergence


CONVERGENCE Glass Tile




Backsplash: Convergence►CON01 Pearl
Counterfront: Convergence►CON04 Pigeon

Available Colors


Colors - Neutrals




CON01 Pearl



CON02 Chardonnay




CON03 Sepia




CON04 Pigeon


Colors - Brights




CON05 Orchid



CON06 Indigo



CON07 Currant



CON08 Peacock

Sizes & Finishes (Available in all colors)

FIELD TILE

Nominal (in)	Actual (mm)	Thickness (mm)	Finish
4 x 4 Mosaic	298 x 298	6	PO

Mosaic mounted on 298 x 298 sheet.

Recommended Use

Convergence is recommended for interior walls in wet or dry locations.



Counterfront: Convergence ▶ CON06 Indigo | CON08 Peacock





EBB & FLOW™


- Harmonic blending of glass and natural stone
- Variety of shapes and sizes
- Inspired by nature

EBB & FLOW Glass Tile

Visit the website to learn more:
Crossville.com/Collections/Ebb-Flow



Available Colors



Sizes & Finishes (Available in all colors)

FIELD TILE

Nominal (in)	Actual (mm)	Thickness (in)
1/2 x 1/2 Mosaic*	9/16 x 9/16	1/4
1/2 x 3 Stacked Mosaic*	9/16 x 2-7/8	1/4
Linear Mosaic**		
1/2 x 2	9/16 x 1-7/8	1/4
1/2 x 4	9/16 x 3-7/8	1/4
1/2 x 6	9/16 x 5-7/8	1/4

1/8 inch grout joint on all mosaic sheets.

* Actual size of mounted sheet is 11-3/4 x 11-3/4.

** Actual size of mounted sheet is 11-3/4 x 13.

Recommended Use

Crossville's Ebb & Flow mosaic can be used for interior walls and covered exterior wall applications. In wall applications exposed to regular moisture (such as shower walls) the application of a penetrating sealer, such as Miracle 511 Impregator, is required.

See detailed installation instructions at Crossville.com.





GLASS BLOX[®]

- 29 colors in groupings of three shades
- Solid colors available in 1 x 1, 2 x 4, 4 x 4
- Custom blends are available upon request


GLASS BLOX Glass Tile

Visit the website to learn more:
Crossville.com/Collections/Glass-Blox




Available Colors

Bright Solids - (1 x 1 mounted on 12 x 12 sheets)




Neutral Solids - (1 x 1 mounted on 12 x 12 sheets)






Available Colors


Blends - (1 x 1 mounted on 12 x 12 sheets)




GB10 Sunrise/Rose Aura/Flame




GB02 Orange Sizzle/Flame/Dazzle Red




GB04 Moonbeam/Lemon Zest/Lime Shimmer




GB05 Moonbeam/Clear Sky/Aqua Gleam




GB06 Angel Fish/South Sea/Glacier




GB07 South Sea/Aegean/Blue Grotto



GB08 Mermaid/Vivid Teal/Sapphire




GB09 Sapphire/Mermaid/Aegean




GB01 Moonbeam/Black Magic

Example Sizes (Field tile available in all colors)



1 x 1 mounted 12 x 12 sheets
(Available in all 29 colors)



2 x 4 mounted 12 x 12 sheets
(Available in all 29 colors)



4 x 4
(Available in all 29 colors)

Sizes & Finishes (Available in all colors)

FIELD TILE			
Description	Nominal (in)	Actual (in)	Thickness (in)
Solids	1 x 1*	7/8 x 7/8	1/4
	2 x 4*	1-7/8 x 3-7/8	1/4
	4 x 4	3-7/8 x 3-7/8	1/4
Blends	1 x 1*	7/8 x 7/8	1/4

*Actual size of mesh mounted sheets is 11-5/8 x 11-5/8.

Recommended Use

Glass Blox can be used for interior wall applications - wet or dry locations, and exterior covered wall applications.



Glass Tile **GLASS BLOX**



SIDEVIEW GLASS™

- A modern take on art deco's daring style
- Subtle variations result in handmade appearance
- Lavish beveling on the underside adds dazzling visual dimension
- Mesh mounted on 12 x 12 sheet
- Perfect complement to Crossville Porcelain Stone tile

Visit the website to learn more:
Crossville.com/Collections/Sideview-Glass

SIDEVIEW GLASS Glass Tile



Sideview Glass ▶ SV02 Silver Mosaic ▶ SV02 Silver Accent Bar
Riverfront Amphitheater Nashville, TN

Available Colors



SV03/103031 Gold
Polished Finish




SV03/103032 Gold
Matte Finish



SV04/103031 Copper
Polished Finish



SV04/103032 Copper
Matte Finish



SV01/103031 Tungsten
Polished Finish



SV01/103032 Tungsten
Matte Finish



SV02/103031 Silver
Polished Finish



SV02/103032 Silver
Matte Finish

Coordinating Trim Accent Bars - (available in all colors)



SV03/10312AB
Gold 3 x 12 Accent Bar, Mixed Finish



SV04/10312AB
Copper 3 x 12 Accent Bar, Mixed Finish

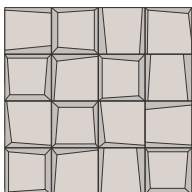


SV01/10312AB
Tungsten 3 x 12 Accent Bar, Mixed Finish



SV02/10312AB
Silver 3 x 12 Accent Bar, Mixed Finish

Coordinating Trim Accent Bars - (available in all colors)




3 x 3 Mosaic
Matte or Polished Finish
Mesh mounted on a 300mm x 300mm sheet
Available in all colors.


Coordinating Trim Liner Bars - (available in all colors)




SV03/10106LB1 Gold
1-1/8 x 6 Liner Bar, Polished Finish



SV04/10106LB1 Copper
1-1/8 x 6 Liner Bar, Polished Finish



SV03/10106LB2 Gold
1-1/8 x 6 Liner Bar, Matte Finish



SV04/10106LB2 Copper
1-1/8 x 6 Liner Bar, Matte Finish



SV01/10106LB1 Tungsten
1-1/8 x 6 Liner Bar, Polished Finish



SV02/10106LB1 Silver
1-1/8 x 6 Liner Bar, Polished Finish



SV01/10106LB2 Tungsten
1-1/8 x 6 Liner Bar, Matte Finish



SV02/10106LB2 Silver
1-1/8 x 6 Liner Bar, Matte Finish

Sizes & Finishes (Available in all colors)

FIELD TILE				
Nominal (in)	Nominal Piece (in)	Actual (mm)	Thickness (mm)	Finish
12 x 12 Mosaic	3 x 3	300 x 300	8	Matte/Polished
Mesh mounted on 300 x 300mm sheet.				

COORDINATING TRIM

Nominal (in)	Nominal Piece (in)	Actual (mm)	Thickness (mm)	Finish
3 x 12 Accent Bar*	1 x 3 & 2 x 3	75 x 300	8	Mixed
1-1/8 x 6 Liner Bar**	1-1/8 x 6	N/A	16	Matte/Polished

* Mesh mounted on a 75mm x 300mm sheet. Available in all colors.

** Actual size 28mm x 150mm. Available in all colors and finishes.



1-1/8 x 6 Liner Bar with Profile

Recommended Use

Sideview Glass tile can be used for interior walls in wet or dry applications.

Cleaning

Regular cleaning is the best way to keep Sideview Glass tile looking good for years to come. Use clean, hot water (combined with a household cleaner for more aggressive cleaning). Rinse thoroughly and dry with a soft cloth. No waxes are needed. More information regarding the care and maintenance of Crossville products is available at Crossville.com.





WALL TILE

Wall tile has long been valued as a superior finish option. Whether glazed porcelain or ceramic, glass, stone, metal, or a mix of materials, the colors, shapes, and visual options wall tile provides are unparalleled. Crossville offers a complete assortment of wall tile options that complement both commercial and residential spaces. It's important to note, however, that while floor tiles may be installed vertically on walls for a seamless look, wall tiles are intended for wall use only.

- ▶ **COLOR BY NUMBERS®**
- ▶ **COLOR PERSPECTIVES™**
- ▶ **COTTO MODERNO™**
- ▶ **CURSIVE®**
- ▶ **HANDWRITTEN™**
- ▶ **SNIPPET™**
- ▶ **SWATCHES™**





COLOR BY NUMBERS®

- Color by Numbers dials up style with 8 picture-perfect hues
- Mix in both satin and gloss sheens for an image greater than the sum of its parts
- Available in 4x8 and 4x12 field tile
- Coordinating cove base or bullnose

Visit the website to learn more:
Crossville.com/Collections/Color-By-Numbers

COLOR BY NUMBERS Wall Tile

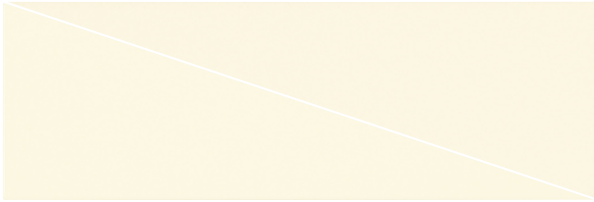


Available Colors

Neutral Colors (available in Gloss/Satin)



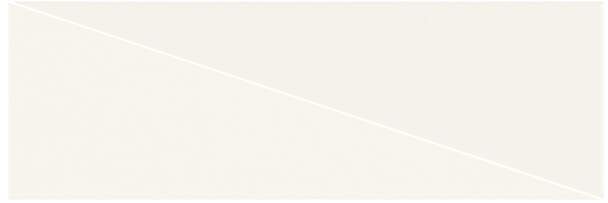
WT01 One of a Kind




WT03 Three Hour Tour




WT18 1812 Overture



WT02 Tea For Two



WT17 Edge of Seventeen



WT06 Sixth Sense / Coordinates with Color Blox 2.0 CBX03 Slinky

Brights (available in Gloss Only)



WT11 Eleventh Hour



WT14 Carbon-14

Sizes & Finishes (Available in all colors)

FIELD TILE

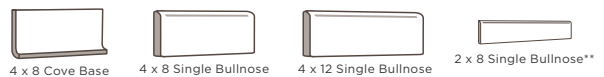
Nominal (in)	Actual (in)	Thickness (in)
4 x 8	3-15/16 x 7-7/8	1/4
4 x 12	3-15/16 x 11-13/16	1/4

Crossville recommends a minimum 1/16 grout joint.
This tile is calibrated (non-rectified).

COORDINATING TRIM

Nominal (in)	Actual (in)	Thickness (in)
2 x 8 Single Bullnose**	2 x 7-7/8	1/4
4 x 8 Single Bullnose	3-15/16 x 7-7/8	1/4
4 x 12 Single Bullnose	3-15/16 x 11-13/16	1/4
4 x 8 Cove Base*	3-15/16 x 7-7/8	1/4

*Cove Base has an unglazed flat top.



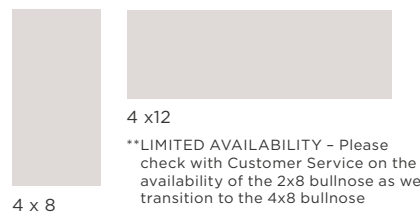
Color, Finishes, and Sizes

Color	Finish		4 x 8	4 x 12	4 x 8 Cove Base	4 x 8 Single Bullnose	4 x 12 Single Bullnose	2 x 8 Single Bullnose**
	Gloss	Satin						
WT01	✓	✓	✓	✓	✓	✓	✓	✓
WT02	✓	✓	✓	✓	✓	✓	✓	✓
WT03	✓	✓	✓	✓	✓	✓	✓	✓
WT06	✓	✓	✓	✓	✓	✓	✓	✓
WT17	✓	✓	✓	✓	✓	✓	✓	✓
WT18	✓	✓	✓	✓	✓	✓	✓	✓
WT11	✓		✓					
WT14	✓		✓					

Recommended Use

Color By Numbers tile is recommended for interior walls in residential and light commercial applications. See Crossville.com for detailed installation instructions.

Example Sizes (Available in all colors)





COLOR PERSPECTIVES™

- Nine color-calibrated ceramic wall tile collection in an expanded 4 × 12 subway format
- Upscale beveled edges accentuate the elongated shape, adding depth and dimension to any space
- Glossy finish reflects light and is easy to maintain, making it an ideal choice for bathrooms, kitchens, and more

Visit the website to learn more:
[Crossville.com/Collections/Color-Perspectives](https://www.crossville.com/Collections/Color-Perspectives)



Available Colors



CPR01 Light



CPR02 Coin



CPR03 Water



CPR04 Vanilla



CPR05 Tea




CPR06 Marine



CPR07 Topaz



CPR08 Pollen



CPR09 Viola

Sizes & Finishes (See chart for availability)

FIELD TILE - Calibrated

Nominal (in)	Actual (in)	Thickness (in)	Grout Joint (in)	Finish
4 x 12	3-15/16 x 11-13/16	1/4	1/16	Gloss

Crossville recommends a minimum 1/16in grout joint.
This product is calibrated (non-rectified).

Example Size



4 x 12

Recommended Use

Color Perspectives is recommended for interior walls in residential and commercial applications. See Crossville.com for detailed installation instructions.





COTTO MODERNO™

- Revitalizing age-old craftsmanship with the essence of the earth transforming raw materials into art
- Available in four clay and terracotta tones, Cotto Moderno is anything but traditional
- 3"x10": ceramic undulating wall brick and a 2"x16" Flat Long Brick adds to this unique tile offering bringing nature's energy to your vision
- Two 8" hexagon formats and a unique 2"x16" porcelain tiles bring visual texture to contemporary interiors

Visit the website to learn more:

Crossville.com/Collections/Cotto-Moderno

Available Colors



COM01 Blanco



COM02 Taupe



COM03 Naranja



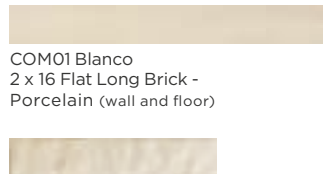
COM04 Marron



COM01 Blanco
8" Flat Hex -
Porcelain
(wall and floor)



COM01 Blanco
8" Chevron Hex -
Porcelain
(wall and floor)



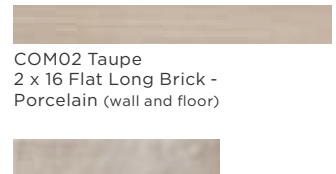
COM01 Blanco
Undulating Wall Brick -
Ceramic (wall only)



COM02 Taupe
8" Flat Hex -
Porcelain
(wall and floor)



COM02 Taupe
8" Chevron Hex -
Porcelain
(wall and floor)



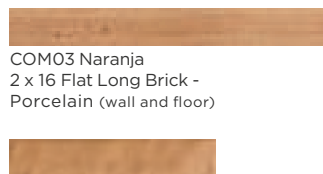
COM02 Taupe
Undulating Wall Brick -
Ceramic (wall only)



COM03 Naranja
8" Flat Hex -
Porcelain
(wall and floor)



COM03 Naranja
8" Chevron Hex -
Porcelain
(wall and floor)



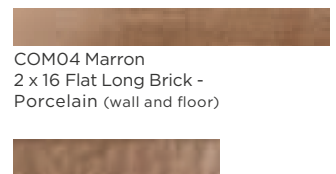
COM03 Naranja
Undulating Wall Brick -
Ceramic (wall only)



COM04 Marron
8" Flat Hex -
Porcelain
(wall and floor)



COM04 Marron
8" Chevron Hex -
Porcelain
(wall and floor)



COM04 Marron
Undulating Wall Brick -
Ceramic (wall only)

Sizes & Finishes (Available in all colors)

FIELD TILE - Calibrated

Nominal (in)	Actual (mm)	Thickness (mm)	Grout Joint (in)	Finish
Flat Hex 8" Diagonal	20 diag	7	3/16	Matte
Chevron Hex 8" Diagonal	20 diag	7	3/16	Matte
2 x 16 Flat Long Brick	5 x 40	8	3/16	Matte
Undulating Wall Brick*	7 x 26	7	3/16	Matte

All field tile is calibrated (non-rectified).

Crossville recommends a minimum 3/16" grout joint.

*The Undulating Wall Brick is recommended to interior wall use only.

Recommended Use

Cotto Moderno porcelain tile is recommended for interior floors, interior walls, countertops, exterior walls, pool waterlines and full linings[†] in both residential and commercial applications. Cotto Moderno is not recommended for exterior horizontal surfaces or exterior paving. The Undulating Wall Brick is only for interior walls. See Crossville.com for detailed installation instructions.

Example Sizes



8" Hex



2 x 16 Flat Long Brick



Undulating Wall Brick



Wet DCOF
(UNPOLISHED) 0.60 - 0.70






CURSIVE[®]

- Nine trending colors
- Unique shapes to complete your design
- Handcrafted appearance
- Watercolor effect

CURSIVE Wall Tile

Visit the website to learn more:
[Crossville.com/Collections/Cursive](https://www.crossville.com/Collections/Cursive)

Available Colors



CRV01 Ghost



CRV02 Smoke



CRV03 Charcoal



CRV04 Soft Teal



CRV05 Old Denim



CRV06 Iris



CRV07 Rose Gold



CRV08 Goldenrod




CRV09 Oxblood

* Each tile has a handmade appearance with a watercolor effect around the edges.

Available Shapes




6 x 6




4-Corner



6 x 6 Triangle



2-Corner



3 x 6



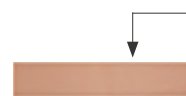
3 x 12



4 x 4 Circle



Demilune



1.5 x 6 Trim

Finished Edges*

* Has finished edges on one 6" and 1-1/2" side

Sizes & Finishes (Available in all colors)

FIELD TILE

	Nominal Size (in)	Actual (in)	Thickness (in)	Finish
3 x 6	3 x 6	3 x 6	3/8	Gloss
3 x 12	3 x 12	3 x 12	3/8	Gloss
6 x 6	6 x 6	6 x 6	3/8	Gloss
4 x 4 Circle	4 x 4	4 x 4	3/8	Gloss
Demilune	2 x 4	2 x 4	3/8	Gloss
4-Corner	6 x 6	6 x 6	3/8	Gloss
2-Corner	3 x 6	3 x 6	3/8	Gloss
6 x 6 Triangle	6 x 6	6 x 6	3/8	Gloss

Crossville recommends a minimum 1/8 inch - 1/4 inch grout joint. This tile is calibrated (non-rectified).

COORDINATING TRIM

Nominal (in)	Actual (in)	Thickness (in)	Finish
1-1/2 x 6*	1-3/8 x 6	3/8	Gloss

* Has finished edges on one 6" and 1-1/2" side

Recommended Use

Cursive tile is recommended for interior walls in residential and commercial applications. Cursive tiles are manufactured to appear handmade. As such, actual installations will have inherent, intentional variations that occur in size, thickness, flatness and color, as well as grout joint to grout joint. See Crossville.com for detailed installation instructions.





HANDWRITTEN™

- Handmade styles provide unique look
- Elegant shapes interact for design options
- Beautiful colors add to design possibilities
- Variety of trim pieces to finish your design

Visit the website to learn more:
Crossville.com/Collections/Handwritten



Available Colors



HWR01 Unscripted



HWR02 Post Card



HWR03 Private Affair




HWR04 Dear Sir




HWR05 Par Avion



HWR06 Pen Pal



HWR07 Gold Leaf



HWR08 Love Letter



HWR09 Inkwell



Sizes & Finishes (Available in all colors)

FIELD TILE

Nominal (in)**	Thickness (in)	Finish
3 x 6	3/8	Gloss
3 x 12	3/8	Gloss
3 x 6 Picket	3/8	Gloss
3 x 6 Gothic Picket	3/8	Gloss

Crossville recommends a 1/8 inch - 1/4 inch grout joint.

MOSAICS

Nominal (in)**	Thickness (in)	Finish
Diamond Mosaic*	3/8	Gloss
Leaf Mosaic*	3/8	Gloss

*Mosaics are mounted on 12 x 12 sheets with a 1/8 inch - 1/4 inch grout joint.

COORDINATING TRIM


Nominal (in)**	Thickness (in)	Finish
1/2 x 6 Arrow Liner	5/8	Gloss
1/2 x 6 Dome Liner	5/8	Gloss
2-1/2 x 6 Chair Rail	3/4	Gloss
3 x 6 Bullnose	3/8	Gloss
3 x 3 Bullnose Corner	3/8	Gloss




** Handcrafted Variation

Handwritten tiles are manufactured to appear handmade. Due to this handmade appearance, variations in size, thickness, flatness and color are to be expected. Therefore, blending the tile before and during installation is recommended.

Example Sizes (Available in all colors)



3 x 12



3 x 6




3 x 6 Picket



3 x 6 Gothic Picket



Diamond Mosaic



Leaf Mosaic

Recommended Use

Crossville recommends Handwritten tile for interior vertical surfaces in all residential and light commercial applications. Applications may include light-duty bathroom walls, vanity tops, kitchen backsplashes, and light-duty kitchen countertops. See Crossville.com for detailed installation instructions.





SNIPPET™

- Ceramic wall tile available in five colors, two faces, and one size
- Left- and right-mirrored geometric faces enable an almost endless range of bold, graphic patterning to express your design vision
- Colorways coordinate with our Swatches collection, expanding design possibilities
- Created in collaboration with renowned tile designer Michael R. Golden

Visit the website to learn more:
[Crossville.com/Collections/Snippet](https://www.crossville.com/Collections/Snippet)

SNIPPET Wall Tile

Wall: Snippet ▶ SNP12 Warm Silver
Swatches ▶ NEU12 Swatches Warm Silver 3 x 12
Floor: Civilization ▶ CIV02 Populace 24x48 UPS

Available Colors



SNP01 Cotton Left



SNP01 Cotton Right



SNP03 Stone Left



SNP03 Stone Right




SNP12 Warm Silver Left



SNP12 Warm Silver Right



SNP04 Coal Left



SNP04 Coal Right



SNP23 Lipstick Left



SNP23 Lipstick Right

Sizes & Finishes (Available in all colors)

FIELD TILE

Nominal (in)	Actual (mm)	Thickness (mm)	Finish
3 x 12	73 x 298	8	Gloss/Satin

Crossville recommends a minimum 2mm grout joint.
This product is calibrated (non-rectified).

Example Size



3 x 12

Recommended Use

Snippet tile is recommended for interior walls in residential and commercial applications. See Crossville.com for detailed installation instructions.



Snippet ▶ SNP23 Lipstick,
Swatches ▶ BRI23 Lipstick 3 x 12



Wall Tile **SNIPPET**






SWATCHES™

- Three curated color sets make creating and specifying wall applications simple—and fun
- 12 unique colors offer broad design flexibility
- Choose between satin or gloss for 7 of the 12 colors (others are gloss only)
- Coordinates with Snippet

Visit the website to learn more:
Crossville.com/Collections/Swatches

Available Colors

Necessary Objects



NEC01 Cotton Gloss/Satin*



NEC02 Eggshell Gloss/Satin



NEC03 Stone Gloss/Satin*



NEC04 Coal Gloss/Satin*

Neutral Territory



NEU11 Shadow Gloss/Satin



NEU12 Warm Silver Gloss/Satin*



NEU16 Sea Ice Gloss/Satin

Brilliant Deduction**



BRI21 Cobalt Gloss



BRI23 Lipstick Gloss*



BRI24 Pineapple Gloss



BRI25 Petrol Gloss



BRI26 Spruce Gloss

* These colors coordinate with the Snippet Series

Sizes & Finishes (Available in all colors)

FIELD TILE

Nominal (in)	Actual (mm)	Thickness (mm)	Finish
3 x 12	73 x 298	8	Gloss/Satin

Crossville recommends a minimum 2mm grout joint.
This product is calibrated (non-rectified).

**Please note that all Brilliant Deduction colors are only available in gloss finish.

Recommended Use

Swatches tile is recommended for interior walls in residential and commercial applications. See Crossville.com for detailed installation instructions.

Example Size



3 x 12





UNIQUELY CROSSVILLE

DESIGN TOOLS

Planning and visualization tools for designers and architects are available on crossville.com/learn/installation/

SELECTING A GROUT

Find the best grout types and colors to complete your tile design.



Get Planked

Request your favorite tile in popular plank sizing
(most Crossville collections are eligible, see page 153).

CURSIVE BUILDER

As unique as your penmanship, Cursive's unique tile shapes bring signature style to your interior design. Try your hand at Cursive® and build your own pattern!

SNIPPET BUILDER

With just a left and right mirrored iteration of bold, graphic geometry, an almost endless array of patterns can be created to help you express your vision! The tone-on-tone design feels edgy and organic all at once, and the colorways match our Swatches lines to add even more options to your design.

Visit our visualizer tools at

[Crossville.com/Design-Inspiration/Design-Visualizers](https://crossville.com/Design-Inspiration/Design-Visualizers).

NATIONAL ACCOUNTS

Clients working on national, multi-location projects face unique challenges and need a partner with the ability to meet their requirements across large geographical areas, ensuring every site consistently receives high quality material on time. That's where the Crossville National Account Team steps in. With extensive experience in the retail, automotive, quick-serve restaurant, convenience, and hospitality segments, our in-house National Accounts Team has what it takes to manage supply chain needs. They provide expert materials forecasting, sales support, order processing, and inventory management.

Contact a National Accounts representative at **(931) 484-2110** to learn more about the following:

- Dedicated customer focus with more than 26 years of service to commercial development.
- State-of-the-art logistics to ensure major market delivery 2-3 times per week.
- Special pricing programs to assist with cost-control needs.
- Expert materials forecasting, sales support, order processing, and inventory management.
- Extended product warranties and custom designs for more creative freedom.

GSA ADVANTAGE

Quality Crossville products are available at GSA pricing

Designing for government projects? Our extensive line of award-winning Porcelain Stone floor and wall tile, and our line of accent tiles, is available to government customers at GSA pricing.

Fast delivery

Centrally located in Crossville, Tennessee, we have an industry-leading logistics system to ensure you get your tile when and where you need it, on time and on budget.


On contract

Our GSA contract number is GS-07F-0429 and the TXMAS contract number is TXMAS-5-0560. Our products may also be purchased on state contracts.


SPECIAL SERVICES



CROSSVILLE.COM



SAMPLE FOLDER



SAMPLE BOARD



CONTRACTOR BOARD

ORDERING SAMPLES

Order complimentary samples in the color of your preference at **Crossville.com**.

OTHER SPECIAL SERVICES INCLUDE:

- Loose samples are free for architects and designers. See back cover for details.
- Custom patterns using 3x3 mosaics may be ordered through your local distributor; please allow adequate lead time.
- Crosstyle provides custom cutting of any Crossville Porcelain Stone tile into any geometric, straight-edged piece 2x2 or larger.
- Crossville offers our Get Planked® program. Each of its Porcelain Stone products can be cut into popular plank shapes, with no minimum order and quick order fulfillment (most Crossville collections are eligible).
- Given the extreme hardness and durability of Crossville Porcelain Stone, cutting the tile or drilling holes requires specific blades and drill bits. Go to Crossville.com, and visit the Resources/Installation Guide section for our cutting and core drilling guides.
- Crossville offers an online booklet of pattern layout designs called the "Pattern Book." Contact your local distributor or visit www.crossville.com/learn/installation/floor-patterns/
- Crossville offers custom color service. Minimum order requirement and special set-up fees apply.
- Crossville offers Cross-Grid, a service that allows you to have calibrated tiles rectified, squared, to allow the tile to be installed with narrower grout joints.
- Crossville's website offers a variety of additional tools and information valuable to both professionals and homeowners.



BROCHURE



APPLICATION AREAS

Porcelain Stone	Finish	Interior Floors (dry)	Interior Walls (wet/dry)	Exterior Walls	Interior Floors (Standing water/ Shower Floors)	Exterior/ Paving	Pool/Fountain Full Lining**	Water Line Pool/Fountains	ANSI A326.3 Reference Category (Field Tile)	ANSI A326.3 Reference Category (Mosaic*)
Access Point™	UPS	✓	✓	✓	Mosaic Only*		✓	✓	IW	IW+
Alaska®	UPS	✓	✓	✓	Mosaic Only*		✓	✓	IW	IW+
Altered State™	UPS	✓	✓	✓	Mosaic Only †		✓	✓	IW	IW+
Argent 2.0™	UPS	✓	✓	✓	Mosaic Only*		✓	✓	IW	IW+
Argent 2.5™	UPS	✓	✓	✓			✓	✓	IW	
Basalt™	UPS	✓	✓	✓			✓	✓	IW	
Beljin™	UPS	✓	✓	✓	Mosaic Only*		✓	✓	IW	IW+
	EXT		✓	✓	✓	✓	✓	✓	EW	
Civilization™	UPS	✓	✓	✓	Mosaic Only*		✓	✓	IW	IW+
	SPO	✓	✓	✓			✓	✓	IW	
Cleve™	FST	✓	✓	✓	Mosaic Only*		✓	✓	IW	IW+
Color Blox® 2.0	UPS	✓	✓	✓	Mosaic Only*		✓	✓	IW	IW+
Cotto Moderno™ (Hex & Long Brick Only)	Matte	✓	✓	✓			✓	✓	IW	
Cross-Colors® Mingles	PO	✓	✓	✓			✓	✓	ID	
	UPS	✓	✓	✓			✓	✓	IW	
Cross-Slate®	CS	✓	✓	✓	✓	✓	✓	✓	EW	
Cross-Tread®	GTS	✓	✓	✓	✓	✓	✓	✓	O/G	
Gotham®	UPS	✓	✓	✓			✓	✓	1W	
Java Joint™	UPS	✓	✓	✓	Mosaic Only*		✓	✓	IW	IW+
Main Street™	UPS	✓	✓	✓	Mosaic Only*		✓	✓	IW	IW+
Marblique™	UP	✓	✓	✓	Mosaic Only*		✓	✓	IW	IW+
Native Metal™	UPS	✓	✓	✓	Mosaic Only*		✓	✓	IW	IW+
Nest®	UPS	✓	✓	✓	Mosaic Only*		✓	✓	IW	IW+
Notorious™	UPS	✓	✓	✓	Mosaic Only*		✓	✓	IW	IW+
	HON	✓	✓	✓			✓	✓	IW	
Owen Stone™	LTR	✓	✓	✓			✓	✓	IW	
	UPS	✓	✓	✓	Mosaic Only*		✓	✓	IW	
	EXT		✓	✓	✓	✓	✓	✓	EW	
Portland Cliff™	UPS	✓	✓	✓	Mosaic Only*		✓	✓	IW	
	EXT		✓	✓	✓	✓	✓	✓	EW	
Portugal™	UPS	✓	✓	✓	Mosaic Only*		✓	✓	IW	IW+
	EXT		✓	✓	✓	✓	✓	✓	EW	
Ready to Wear™	UPS	✓	✓	✓			✓	✓	IW	
Retro Active 2.0™	PO	✓	✓	✓			✓	✓	ID	
	UPS	✓	✓	✓	Mosaic Only*		✓	✓	IW	IW+
	PTN	✓	✓	✓			✓	✓	IW	
Rural Retreat™	UPS	✓	✓	✓	Mosaic Only*		✓	✓	IW	IW+
	EXT		✓	✓	✓	✓	✓	✓	EW	
Sand Garden™	UPS	✓	✓	✓	Mosaic Only*		✓	✓	IW	IW+
	SPO	✓	✓	✓			✓	✓	IW	
Shades 2.0®	UPS	✓	✓	✓	Mosaic Only*		✓	✓	IW	IW+
	SPO	✓	✓	✓			✓	✓	IW	
	PTN	✓	✓	✓			✓	✓	IW	
Sociale™	FST	✓	✓	✓	Mosaic Only*		✓	✓	IW	IW+
	EXT		✓	✓	✓	✓	✓	✓	EW	
Stone Fiction™	UPS	✓	✓	✓	Mosaic Only*		✓	✓	IW	IW+
	EXT		✓	✓	✓	✓	✓	✓	EW	
Trajectory™	UPS	✓	✓	✓	Mosaic Only*		✓	✓	IW	IW+
	EXT		✓	✓	✓	✓	✓	✓	EW	
Glass & Wall Tile										
Color By Numbers®	Satin/Gloss		✓							
Convergence™	PO		✓							
Color Perspectives™	Gloss		✓							
Cotto Moderno™ (Undulating Wall Brick Only)	Matte		✓							
Cursive®	Gloss		✓							
Ebb & Flow™	Mixed		✓		Covered Only					
Glass Blox®	PO		✓		Covered Only					
Handwritten™	Gloss		✓							
Sideview Glass™	Matte/Polished		✓							
Snippet™	Mixed		✓							
Swatches™	Satin/Gloss		✓							

*UPS, UP, or FST mosaics only

**Excludes mesh mounted mosaics. Crossville recommends face mounted or edge mounted mosaics for fully submerged applications. Contact your Crossville sales representative for more information about each mosaic design.

†The 2 x 12 mosaic can be used in linear drain shower pans as long as the 12 inch side runs parallel to the drain.

NOTE: Trim applications will differ from field tile applications for the same series.

For more information on ANSI- A362.3 visit our website at <https://www.crossville.com>.

ANSI A326.3 PRODUCT USE CLASSIFICATIONS



REFERENCE CATEGORY DESCRIPTIONS

Interior Dry (ID)

Crossville products with this classification have a dry DCOF value of 0.42 or greater and are intended to be kept dry, level, and free of contaminants when in use. Possible applications may include hotel lobbies, office buildings, automotive showrooms, and home interiors without water sources.

Interior Wet (IW)

Crossville products with this classification have a wet DCOF value of 0.42 or greater and are intended to be kept dry, but may intermittently be exposed to water, liquids and other contaminants. Possible applications may include entry foyers, public restrooms (without showers), grocery stores, restaurant dining areas, or home kitchens and baths, as well as the applications listed under Interior Dry.

Interior Wet Plus (IW+)

Crossville products with this classification may be suitable for interior areas that are frequently subjected to standing water. These products feature one or more characteristics that promote improved traction and drainage, such as an elevated wet DCOF value, enhanced texture, and/or frequent grout joints. Possible applications may include shower floors, interior pool decks, and locker rooms, as well as the applications listed under Interior Dry and Interior Wet.

Exterior Wet (EW)

Crossville products with this classification typically feature an elevated wet DCOF value along with an enhanced or exaggerated surface texture for improved traction. As a result, such products may be suitable for level outdoor areas that may be walked on when wet. Possible applications may include patios, walkways, and pool decks. These products may also be suitable for the applications listed under Interior Dry, Interior Wet, and Interior Wet Plus, but may not be desirable in certain areas due to their surface texture.

Oils/Greases (O/G)

Crossville products with this classification feature an elevated wet DCOF value and enhanced surface texture for improved traction. Typically used in commercial kitchens, these products may also be suitable for the applications listed under Interior Dry, Interior Wet, Interior Wet Plus, and Exterior Wet, but may not be desirable in certain areas due to their surface texture.

Please note that the classifications provided above are intended to be general in nature and should not be solely relied upon in tile selection. A variety of factors must be considered when determining the suitability of any tile for its intended application. Such considerations include, but are not limited to, type of use, traffic, expected contaminants, expected maintenance, and expected wear. In particular, tile selection for wet applications requires careful consideration of the unique nature of the design and installation. For reference, the industry standard for tile suitable for level interior spaces expected to be walked on when wet with water is a wet dynamic coefficient of friction (DCOF) value of 0.42 or greater. However, hard surface flooring materials with a wet DCOF value of 0.42 or greater are not necessarily suitable for all projects. It is the sole responsibility of the end user to consult with a design professional to determine and select the most suitable flooring for a particular project.



WET DCOF/SAFETY CONSIDERATIONS

DCOF - ANSI A326.3

ANSI A326.3 is the standard for accurately determining the **dynamic coefficient of friction (DCOF)** on a tile surface. Developed by the Tile Council of North America (TCNA), ANSI A326.3 is a repeatable, reproducible method of measuring DCOF. This method uses a specifically engineered device to perform the required testing, ensuring the most precise results. The ANSI A326.3 is included in the latest version of ANSI A137.1 Specifications for Ceramic Tile.

SAFETY CONSIDERATIONS FOR TILE

- In areas where standing water may occur, selected tile should have an elevated DCOF rating. Please refer to the “Tile Performance Data” page for additional information.
- Polished tile should not be used in areas where standing water, oil, or grease may be present due to the tile’s low coefficient of friction.
- Pool deck tiles, whether interior or exterior, should have a surface texture that provides an elevated DCOF rating. Please refer to the “Tile Performance Data” page for additional information.
- Ramps or inclines should have an increased DCOF.
- There are no tiles that are slip proof, only slip resistant.

Member of



The Tile Council of North America (TCNA), established in 1945, has a leadership role in promoting the use of ceramic tile and in developing North American and international industry standards. To learn more about TCNA, please go to tcnatile.com.

Collection	Finish	Wet DCOF
Cross Color Mingles® Polished	PO	.31 - .41
Retro Active 2.0™ Polished	PO	.31 - .41
Access Point™ Unpolished	UPS	.42 - .52
Alaska® Unpolished	UPS	.42 - .52
Altered State™ Unpolished	UPS	.42 - .52
Argent 2.0™ Unpolished	UPS	.50 - .60
Civilization™ Semipolished	SPO	.42 - .52
Java Joint™ Unpolished	UPS	.42 - .52
Marblique™ Unpolished	UP	.42 - .52
Nest® Unpolished	UPS	.42 - .52
Notorious™ Honed/Semipolished	HON	.42 - .52
Owen Stone™ Leather	LTR	.42 - .52
Portland Cliff™ Unpolished	UPS	.42 - .52
Retro Active 2.0™ Pattern	PTN	.42 - .52
Sand Garden™ Semipolished	SPO	.42 - .52
Shades 2.0® Pattern	PTN	.42 - .52
Shades 2.0® Semipolished	SPO	.42 - .52
Stone Fiction™ Unpolished	UPS	.42 - .52
Argent 2.5™ Unpolished	UPS	.50 - .60
Basalt™ Unpolished	UPS	.50 - .60
Beljn™ Feathersoft™	UPS	.50 - .60
Civilization™ Unpolished	UPS	.50 - .60
Cleve™	FST	.50 - .60
Color Blox® 2.0™ Unpolished	UPS	.50 - .60
Cross-Color Mingles® Cross-Slate®	CS	.50 - .60
Cross-Color Mingles® Cross-Tread®	CTS	.50 - .60
Cross-Color Mingles® Unpolished	UPS	.50 - .60
Gotham® Unpolished	UPS	.50 - .60
Native Metal™ Unpolished	UPS	.50 - .60
Notorious™ Unpolished	UPS	.50 - .60
Owen Stone™ Unpolished	UPS	.50 - .60
Portugal™ Unpolished	UPS	.50 - .60
Ready to Wear™ Unpolished	UPS	.50 - .60
Retro Active 2.0™ Unpolished	UPS	.50 - .60
Rural Retreat™ Unpolished	UPS	.50 - .60
Sand Garden™ Unpolished	UPS	.50 - .60
Shades 2.0® Unpolished	UPS	.50 - .60
Sociale™ Unpolished	FST	.50 - .60
Trajectory™ Unpolished	UPS	.50 - .60
Trajectory™ Exterior	EXT	.60 - .70
Main Street™ Unpolished	UPS	.58 - .68
Beljn™ Exterior	EXT	.60 - .70
Cotto Moderno™ Unpolished Porcelain	UP	.60 - .70
Owen Stone™ Exterior	EXT	.60 - .70
Portland Cliff™ Exterior	EXT	.60 - .70
Portugal™ Exterior	EXT	.60 - .70
Rural Retreat™ Exterior	EXT	.60 - .70
Sociale™ Exterior	EXT	.60 - .70
Stone Fiction™ Exterior	EXT	.60 - .70

The industry standard for tile suitable for level interior spaces expected to be walked on when wet with water is a wet DCOF value of 0.42 or greater. A wet DCOF of less than 0.42 shall only be installed when the surface will be kept dry when walked upon and proper safety procedures will be applied when cleaning the tiles.

GET PLANKED® PROGRAM

NEED IT IN PLANKS?

Found the perfect tile, but need it in planks?

Crossville now offers each of its Porcelain Stone products in popular plank shapes. With no minimum order and quick order fulfillment, you'll be seeing planks in no time.

Depending on the product selected there are 4 possible widths and 7 possible lengths, which add up to more than 2,596 shape combinations.

For more information, please visit Crossville.com or phone 931.484.2110



Get Planked Sizes*



FINISHES AND COATINGS

Tile is as versatile and beautiful as it is durable. Learn about the basic properties and advantages of designing with tile. A tile's finish and texture affect its appearance, recommended application, safety, longevity, and maintenance. Crossville offers a wide variety of distinctive and proprietary finishes and textures to add beauty and function to residential and commercial designs, both indoors and out.

Visit www.crossville.com/learn/tile-basics/finishes-coatings/ for a comprehensive list of finishes for Crossville tile.





SUSTAINABILITY

RECYCLED CONTENT

At Crossville, sustainability is at the heart of all that we do. Our products contain recycled content that is a mix of material from our own manufacturing processes, previously fired tile, and post-manufactured waste from other sources.



For more information visit our website at this link - www.crossville.com/sustainability/overview

RECYCLED PRODUCTS

Crossville has recycled nearly 12 million pounds of previously discarded filtrate and fired tile waste. In addition to its own fired waste recycling. Crossville also accepts and recycles reclaimed, previously installed tile through its Tile Take-Back® Program. For more information, visit www.crossville.com/sustainability/overview

TILE TAKE-BACK® PROGRAM

With our Tile Take-Back Program, Crossville, the tile industry's leader in sustainable initiatives, solves the major environmental problem facing the tile industry today: recycling fired tile.



Previously, pre and post-consumer tile has been considered non-recyclable. While many tile manufacturers, including Crossville, have successfully reused scrap powders and unfired tile, hundreds of millions of pounds of damaged or otherwise unsellable fired tile (tile in its finished state), have gone to landfills each year. Additionally, there has been no environmentally friendly manner to dispose of previously installed tile.

We have developed a proprietary system of processing porcelain tile back into powder used in manufacturing new tile. The resulting new products will have a minimum recycled content, and more than 4 million pounds of tile that Crossville previously sent to local landfills have been recycled. This is in addition to any tile Crossville will receive through our ground-breaking Tile Take-Back Program. Not only will the new process allow Crossville to repurpose its own scrap tile, but will allow the company to take back samples and previously installed tile, always a concern for environmentally-minded designers and building owners.





SUSTAINABLE OPERATIONAL PROCEDURES

In order to minimize our impact on the environment, Crossville’s sustainable operational procedures include:

GREEN SQUAREDSM CERTIFICATION

The standard in sustainability for the tile industry in North America is ANSI A138.1. Crossville was among the first manufacturers to achieve Green Squaredsm certification for its entire U.S. manufactured porcelain tile product line-up, which is manufactured in Crossville, TN. Green Squared is the stringent and powerful measure for tile industry sustainability developed by Tile Council of North America under the American National Standards Institute (ANSI) process.

GREEN SQUAREDSM

• Evaluates products and processes in five key environmental and social categories:

- Product characteristics
- Manufacturing operations
- Corporate governance
- Innovation
- End-of-life product management



- Recognizes manufacturers for leadership in environmental stewardship and corporate responsibility.
- Serves as the standard bearer to ensure transparent, full disclosure of sustainability product, manufacturer by manufacturer industry wide.

ECOCYCLE TILE PROCESS[®]

Through the EcoCycle Tile Process[®], Crossville recycles millions of pounds of tile waste each year that would otherwise be sent to landfills. The two-pronged, proprietary process addresses the recycling of fired tile and filtrate waste

ENVIRONMENTAL

Environmental Product Declarations (EPDs), Material Ingredient Transparency, & Certifications:



EPD for manufactured tile
Third-party certified and has optimization



Declare label for manufactured tile
Third-party verified and red list free



HPD for manufactured tile
Third-party verified and optimized



CLEANING

In keeping with Crossville's long-standing position on sustainability, we highly recommend the use of low VOC, non-hazardous, and non-polluting products for cleaning and maintaining tile and grout (for specific problem stains, please use the following stain removal chart).

These products are used by tile and maintenance professionals and may not be readily available in all areas. Most household cleaners are sufficient to clean common stains as long as they conform to the standards set forth in the Daily Maintenance Section. In the case where stain removal becomes a problem, contact a cleaning and maintenance product supplier or your local tile distributor for professional suggestions.

In keeping with its commitment to quality, Crossville® will offer its Technical Service Department for individualized assistance. This department can assist you in the proper installation and maintenance of all Crossville Porcelain Stone® tiles. Contact Crossville Technical Services at 931.484.2110.

Crossville recommends the use of professional cleaning and maintenance products. If additional information or assistance is required on a contaminant not listed, or if you need to find out where the products are sold, please call us, or contact one of the companies to the right.

Custom Building Products, Aqua Mix

Santa Fe Springs, CA 90670
800.272.8786
custombuildingproducts.com

Fila Chemicals USA Corp.

10800 NW 21st St. # 170 Miami, FL 33172
305.513.0708
www.filasolutions.com

Mapei

1144 E. Newport Dr. Deerfield Beach, FL 33442
888-876-2734
mapei.com/us

Miracle Sealants Co.

12318 Lower Azusa Rd. Arcadia, CA 91006-5872
800.350.1901 ext. 3013
miraclesealants.com

	STAIN	FILA	MAPEI	AQUA MIX	MIRACLE SEALANTS	COMMON
Food Groups	Mustard Ketchup Mayonnaise Tea Bags Ice Cream Beer/Wine Orange Juice Grape Juice Coffee Coke Soy Sauce	PS87 or SR95 or KITCHENKARE	Concentrated Tile & Grout Cleaner and/or Abrasive Surface Cleaner	Concentrated Stone & Tile Cleaner Grout Deep Clean Abrasive Surface Cleaner	Porcelain & Ceramic Tile Cleaner or and/or Liquid Poulitice or Heavy Duty Acid Cleaner (HDAC)	Mr. Clean® Neutral Floor Cleaner® 409® Spic and Span® Fantastic® Comet® Windex® Lysol® Soft Scrub® Mr. Clean Magic Eraser® Bar Keepers Friend®
Oil & Grease	Vegetable Mineral Petroleum Wax Sealer Meat Grease Hydraulic Oil Trans. Fluid Linseed Oil Lipstick Rubber Shoe Polish Paint (Oil Based)	PS87 or No Spot PS87 or PROSTRIP	Heavy-Duty Stone, Tile & Grout Cleaner and/or Abrasive Surface Cleaner	Heavy-Duty Tile & Grout Cleaner	Porcelain & Ceramic Tile Cleaner or Tile & Stone Cleaner or Liquid Poulitice or Heavy Duty Acid Cleaner (HDAC)	Mr. Clean Neutral Floor Cleaner 409 Spic and Span Fantastic Comet Windex Soft Scrub Mr. Clean Magic Eraser Bar Keepers Friend
Markers/Graffiti	Felt Tip Ink Water Marker Permanent Fluorescent Pencil Crayon	PS87 or SR95 PS87	Heavy-Duty Sealer & Coating Stripper and/or Abrasive Surface Cleaner	Sealer & Coating Remover	Porcelain and Ceramic Tile Cleaner or Heavy Duty Acid Cleaner (HDAC)	Comet Soft Scrub Mr. Clean Neutral Floor Cleaner ZUD® Mr. Clean Magic Eraser Bar Keepers Friend
Water-Based Agents	Water Base Paint or Stain	PS87 or Deterdek	Heavy-Duty Sealer & Coating Stripper and/or Abrasive Surface Cleaner	Sealer & Coating Remover	Porcelain & Ceramic Tile Cleaner or Heavy Duty Acid Cleaner (HDAC) or Tile & Stone Cleaner	Mr. Clean Neutral Floor Cleaner Comet Mr. Clean Magic Eraser Bar Keepers Friend
Tile Grout	Cement Latex Polymer Epoxy	Deterdek or PS87 EPOXYOFF	Sulfamic Acid Crystals Acidic Tile & Grout Cleaner Cement Grout Haze Remover Abrasive Surface Cleaner Epoxy Grout Haze Remover Heavy-Duty Sealer and Coating Stripper	Sulfamic Acid Crystals or Cement Grout Haze Cleaner or Grout Haze Clean-Up* Sealer & Coating Remover	Heavy Duty Acid Cleaner (HDAC) or Phosphoric Acid or Epoxy Grout Film Remover	White Vinegar Lime-A-Way Mr. Clean Magic Eraser Bar Keepers Friend

* For problem stains, it may be necessary to use an abrasive powder compound in conjunction with the above cleaners. Different grouts and job-site conditions will require/dictate which of these recommended products is used, always contact your cleaner manufacturer for specific instructions applicable to your situation. To download a copy of "How to Care for Porcelain Stone® tile," be sure to visit our web site at Crossville.com. While the "common cleaners" should not have any affect on the tile itself, many can adversely affect grouts by attacking the cement binders, affecting the color, or if sealer is used, deteriorating the sealer. Always check with you grout or sealer manufacturer to ensure compatibility of the cleaner.

TILE PERFORMANCE DATA



Porcelain Stone	Finish	Water Absorption	Deep Abrasion	Breaking Strength	Bond Strength	Wet Dynamic Coefficient of Friction	Facial Dimensions Range	Range of Thickness	Warpage (Diagonal)	Wedging	Frost Resistance	Chemical Resistance	Scratch Hardness
Access Point™	UPS	< 0.50%	-	≥ 400 lbf	> 200 psi	.42 - .52	± 0.10%	0.025	± 0.20%	± 0.25%	Resistant	Unaffected	7
Alaska*	UPS	< 0.50%	-	≥ 450 lbf	> 200 psi	.42 - .52	± 0.10%	0.025	± 0.20%	± 0.25%	Resistant	Unaffected	7
Altered State™	UPS	< 0.50%	-	≥ 450 lbf	> 200 psi	.42 - .52	± 0.10%	0.025	± 0.20%	± 0.25%	Resistant	Unaffected	7
Argent 2.0™	UPS	< 0.50%	-	≥ 450 lbf	> 200 psi	.42 - .52	± 0.10%	0.025	± 0.20%	± 0.25%	Resistant	Unaffected	7
Argent 2.5™	UPS	< 0.50%	-	≥ 450 lbf	> 200 psi	.50 - .60	± 0.10%	0.025	± 0.20%	± 0.25%	Resistant	Unaffected	7
Basalt™	UPS	< 0.50%	-	≥ 400 lbf	> 200psi	.50 - .60	± 0.15%	0.030	± 0.20%	± 0.25%	Resistant	Unaffected	7
Beljin™	UPS	< 0.50%	-	≥ 450 lbf	> 200 psi	.50 - .60	± 0.10%	0.020	± 0.20%	± 0.30%	Resistant	Unaffected	7
	EXT	< 0.50%	-	≥ 450 lbf	> 200 psi	.60 - .70	± 0.10%	0.020	± 0.20%	± 0.30%	Resistant	Unaffected	7
Civilization™	UPS	< 0.50%	-	≥ 450 lbf	> 200 psi	.50 - .60	± 0.15%	0.025	± 0.20%	± 0.30%	Resistant	Unaffected	7
	SPO	< 0.50%	-	≥ 450 lbf	> 200 psi	.42 - .52	± 0.15%	0.025	± 0.20%	± 0.30%	Resistant	Unaffected	7
Cleve™	FST	< 0.50%	-	≥ 450 lbf	> 200 psi	.50 - .60	± 0.10%	0.025	± 0.20%	± 0.25%	Resistant	Unaffected	7
Color Blox® 2.0	UPS	< 0.50%	-	≥ 450 lbf	> 200 psi	.50 - .60	± 0.25%	0.035	± 0.20%	± 0.20%	Resistant	Unaffected	7
Cotto Moderno™ **	UP	< 0.50%	-	≥ 400 lbf	> 200 psi	.60 - .70	± 0.25%	0.300	± 0.20%	± 0.50%	Resistant	Unaffected	7
Cross-Colors® Mingles	PO	< 0.20%	< 175	≥ 300 lbf	> 200 psi	.31 - .41	± 0.15%	0.015	± 0.20%	± 0.30%	Resistant	Unaffected	7
	UPS	< 0.20%	< 175	≥ 300 lbf	> 200 psi	.50 - .60	± 0.15%	0.015	± 0.20%	± 0.30%	Resistant	Unaffected	7
Cross-Slate®	CS	< 0.20%	< 175	≥ 300 lbf	> 200 psi	.50 - .60	± 0.15%	N/A	± 0.20%	± 0.30%	Resistant	Unaffected	7
Cross-Tread™	CTS	< 0.20%	< 175	≥ 300 lbf	> 200 psi	.50 - .60	± 0.15%	N/A	± 0.20%	± 0.30%	Resistant	Unaffected	7
Gotham®	UPS	< 0.50%	-	≥ 400 lbf	> 200 psi	.50 - .60	± 0.15%	0.025	± 0.20%	± 0.35%	Resistant	Unaffected	7
Java Joint™	UPS	< 0.50%	-	≥ 400 lbf	> 200 psi	.42 - .52	± 0.15%	0.020	± 0.20%	± 0.30%	Resistant	Unaffected	7
Main Street™	UPS	< 0.50%	-	≥ 400 lbf	> 200 psi	.58 - .68	± 0.15%	0.020	± 0.20%	± 0.25%	Resistant	Unaffected	7
Marblique™	UP	< 0.50%	-	≥ 275 lbf	> 50 psi	.42 - .52	± 0.25%	0.040	± 0.4%	± 0.25%	Resistant	Unaffected	7
Native Metal™	UPS	< 0.50%	-	≥ 450 lbf	> 200 psi	.50 - .60	± 0.10%	0.025	± 0.20%	± 0.25%	Resistant	Unaffected	7
Nest*	UPS	< 0.50%	-	≥ 450 lbf	> 200 psi	.42 - .52	± 0.10%	0.035	± 0.20%	± 0.25%	Resistant	Unaffected	7
	HON	< 0.50%	-	≥ 450 lbf	> 200 psi	.42 - .52	± 0.10%	0.025	± 0.20%	± 0.25%	Resistant	Unaffected	7
Notorious™	UPS	< 0.50%	-	≥ 450 lbf	> 200 psi	.50 - .60	± 0.10%	0.025	± 0.20%	± 0.25%	Resistant	Unaffected	7
	LTR	< 0.50%	-	≥ 450 lbf	> 200 psi	.42 - .52	± 0.10%	0.035	± 0.20%	± 0.25%	Resistant	Unaffected	7
Owen Stone™	UPS	< 0.50%	-	≥ 450 lbf	> 200 psi	.50 - .60	± 0.10%	0.020	± 0.20%	± 0.30%	Resistant	Unaffected	7
	EXT	< 0.50%	-	≥ 450 lbf	> 200 psi	.60 - .70	± 0.10%	0.035	± 0.20%	± 0.25%	Resistant	Unaffected	7
Portland Cliff™	UPS	< 0.50%	-	≥ 450 lbf	> 200 psi	.42 - .52	± 0.10%	0.025	± 0.20%	± 0.25%	Resistant	Unaffected	7
	EXT	< 0.50%	-	≥ 450 lbf	> 200 psi	.60 - .70	± 0.10%	0.025	± 0.20%	± 0.25%	Resistant	Unaffected	7
Portugal™	UPS	< 0.50%	-	≥ 450 lbf	> 200 psi	.50 - .60	± 0.10%	0.020	± 0.20%	± 0.30%	Resistant	Unaffected	7
	EXT	< 0.50%	-	≥ 450 lbf	> 200 psi	.60 - .70	± 0.10%	0.020	± 0.20%	± 0.30%	Resistant	Unaffected	7
Ready to Wear™	UPS	< 0.50%	-	≥ 400 lbf	> 200 psi	.50 - .60	± 0.15%	0.020	± 0.20%	± 0.35%	Resistant	Unaffected	7
	PO	< 0.20%	< 175	≥ 300 lbf	> 200 psi	.31 - .41	± 0.20%	0.020	± 0.20%	± 0.30%	Resistant	Unaffected	7
Retro Active 2.0™	UPS	< 0.20%	< 175	≥ 300 lbf	> 200 psi	.50 - .60	± 0.20%	0.020	± 0.20%	± 0.30%	Resistant	Unaffected	7
	PTN	< 0.20%	-	≥ 300 lbf	> 200 psi	.42 - .52	± 0.20%	0.020	± 0.20%	± 0.30%	Resistant	Unaffected	7
Rural Retreat™	UPS	< 0.50%	-	≥ 450 lbf	> 200 psi	.50 - .60	± 0.10%	0.035	± 0.20%	± 0.30%	Resistant	Unaffected	7
	EXT	< 0.50%	-	≥ 450 lbf	> 200 psi	.60 - .70	± 0.10%	0.035	± 0.20%	± 0.30%	Resistant	Unaffected	7
Sand Garden™	UPS	< 0.50%	-	≥ 450 lbf	> 200 psi	.50 - .60	± 0.10%	0.025	± 0.20%	± 0.25%	Resistant	Unaffected	7
	SPO	< 0.50%	-	≥ 450 lbf	> 200 psi	.42 - .52	± 0.10%	0.025	± 0.20%	± 0.20%	Resistant	Unaffected	7
Shades 2.0®	UPS	< 0.50%	-	≥ 450 lbf	> 200 psi	.50 - .60	± 0.10%	0.025	± 0.20%	± 0.25%	Resistant	Unaffected	7
	PTN	< 0.50%	-	≥ 450 lbf	> 200 psi	.42 - .52	± 0.10%	0.025	± 0.20%	± 0.25%	Resistant	Unaffected	7
Sociale™	FST	< 0.50%	-	≥ 450 lbf	> 200 psi	.50 - .60	± 0.10%	0.020	± 0.20%	± 0.20%	Resistant	Unaffected	7
	EXT	< 0.50%	-	≥ 450 lbf	> 200 psi	.60 - .70	± 0.10%	0.020	± 0.20%	± 0.20%	Resistant	Unaffected	7
Stone Fiction™	UPS	< 0.50%	-	≥ 450 lbf	> 200 psi	.42 - .52	± 0.10%	0.030	± 0.20%	± 0.25%	Resistant	Unaffected	7
	EXT	< 0.50%	-	≥ 450 lbf	> 200 psi	.60 - .70	± 0.10%	0.030	± 0.20%	± 0.25%	Resistant	Unaffected	7
Trajectory™	UPS	< 0.50%	-	≥ 450 lbf	> 200 psi	.50 - .60	± 0.10%	0.025	± 0.20%	± 0.30%	Resistant	Unaffected	7
	EXT	< 0.50%	-	≥ 450 lbf	> 200 psi	.60 - .70	± 0.10%	0.025	± 0.20%	± 0.30%	Resistant	Unaffected	7

**Porcelain items only
 Test results available on request.
 Like any material, Crossville® tile can become slippery when wet. We recommend that care be taken to keep the surface dry.
Color reproduction in the photography in this catalog is representative only. Slight variation is inherent in fired porcelain and natural stone. Before selecting a color, contact your local representative for samples or order online at Crossville.com
 * The increased real world traction of these types of surfaces cannot be fully realized by any current DCOF testing methodology due to their exaggerated facial structures.

Wet Area Use For Mosaic Tiles

Crossville® produces mosaic tiles with the Cross-Sheen® finish. The ANSI A326.3 Wet Dynamic COF is 0.42. Their small sizes ensure frequent grout joints which provides traction and drainage. Crossville cannot control situations involving incorrect installation, improper slope to the drain for elimination of standing water, and poor surface cleaning. This information is provided so that customers may make a realistic and informed decision when comparing Crossville's mosaic to other tile products in wet area environments, such as residential/commercial bathrooms, showers, and interior pool decks.

Shade & Texture Index

V1 Uniform Appearance	Differences among pieces from the same production run are minimal.
V2 Slight Variation	Clearly distinguishable differences in texture and/or pattern within similar colors.
V3 Moderate Variation	While the colors and/or textures present on a single piece of tile will be indicative of the colors and/or textures to be expected on the other tiles, the amount of colors and/or texture on each piece may vary significantly. It is recommended that the range be viewed before selection.
V4 Substantial Variation	Random color and/or texture differences from tile to tile, so that one tile may have totally different colors and/or textures from that on other tiles. Thus, the final installation will be unique. It is recommended that the range be viewed before selection.





CROSSVILLE APPENDIX

DEFINITIONS

Bullnose* – Rounded convex trim used to provide a smooth, rounded edge for countertops, stair steps, and building corners. This is the most used trim shape for wall tile installations. Wall tile bullnose is sometimes referred to as surface cap. It has one rounded finished edge on the tile and can be used horizontally or vertically. Left Bullnose Corner & Right Bullnose Corner are also referred to as Double Bullnose.

Calibrated Tile – Tiles that have been sorted to meet a pre-determined acceptance of variable range in size. Crossville® recommends a minimum grout joint of 3/16 inch.

Cross-Sheen® (UPS) – Cross-Sheen® is an integrated finish that enhances Crossville tile's protection against scuffs, stains, and most graffiti. It bolsters the cleanability of the surface, aiding in removal of marks (normally with only a mild cleaner), ensuring hassle-free maintenance and long-lasting performance. Unlike non-permanent anti-graffiti coatings, Cross-Sheen is built into the tile's surface, never wearing off. Made in the USA to strict specifications, it's the ideal solution for applications in both residential and commercial spaces.

AVAILABLE IN:

Access Point™
Alaska™
Altered State™
Argent 2.0™
Argent 2.5™
Basalt™
Belj'n™
Civilization™

Color Blox 2.0*
Cross-Colors Mingles*
Gotham™
Java Joint™
Main Street™
Native Metal™
Nest*
Notorious™
Owen Stone™

Portland Cliff™
Portugal™
Ready to Wear™
Retro Active 2.0™
Rural Retreat™
Shades 2.0*
Sociale™
Stone Fiction™
Trajectory™

Cross-Slate® (CS) – The Cross-Slate® finish combines the rustic and textured feel of slate with through-body color and the durability of porcelain for strong commercial value where enhanced traction is needed. Cross-Slate is recommended for high traffic, interior and exterior walking surfaces in both residential and commercial environments.

AVAILABLE IN: Cross-Colors Mingles*

Cross-Tread® (CTS) – With through-body color, Cross-Tread® is an ideal solution for wet and greasy indoor floors and outdoor walking areas. Its distinctive surface pattern enhances visual appeal, making it perfect for transitional spaces and as an accent tile.

AVAILABLE IN: Cross-Colors Mingles*

Cove Base (Standard, round top)* – This cove base has a rounded finished top like bullnose and is used as a cove base in areas that will not have wall tile installed above it.

Cove Base (Universal, flat top)* – This cove base has a finished, flat top. It can be used alone or with tile stacked on top. Exception: Color By Numbers® cove base has an unglazed, flat top.

Dynamic Coefficient of Friction (DCOF) – Sometimes called kinetic coefficient of friction, this is the ratio of the force necessary to keep a surface already in motion sliding over another divided by the weight (or normal force) of an object. Contaminants such as dirt, water, soap, oil, or grease can change this value.

Exterior (EXT) – Exterior texture is specifically designed for outdoor walking surfaces where enhanced traction is desired. Exterior products are engineered to withstand the unique challenges of outdoor environments, such as exposure to weather, moisture, and temperature fluctuations, while providing traction, durability, and aesthetic appeal. Exterior finishes are also suitable for interior wet areas.

AVAILABLE IN:

Belj'n™
Owen Stone™

Portland Cliff™
Portugal™
Rural Retreat™

Sociale™
Stone Fiction™
Trajectory™

FeatherSoft™ (FST) – Tile is the ideal material to bring every element of a space into harmonious balance, inviting the senses to engage and experience its beauty and texture. Crossville's unique FeatherSoft™ unpolished finish imparts a luxuriously touchable surface reminiscent of finely woven cashmere underfoot. Silky and smooth to the touch, it combines comfort with practical traction, making it ideal for interior flooring in both residential and commercial spaces.

AVAILABLE IN:

Belj'n™
Cleve™

Sociale™

Gloss – Tiles with a gloss or glossy finish are similar to polished tiles due to their shiny surfaces, but where polished tiles get their shine by mechanically polishing the surface, glossy tiles achieve their shine through a glaze applied to the surface during manufacturing. Glossy tiles are best suited for walls and are frequently used for decorative accents. Depending on the product, they may be used for interior or exterior applications in residential and commercial spaces.

AVAILABLE IN:

Color by Numbers™
Color Perspectives™

Cursive*
Handwritten™
Multiplier™

Snippet™
Swatches™

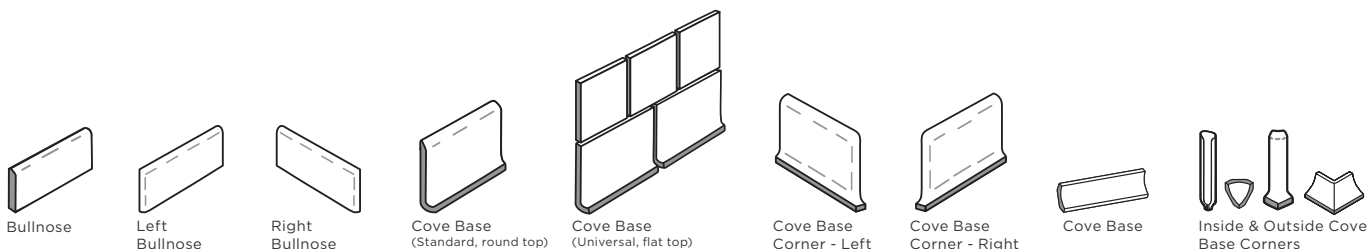
Honed (HON)/Semi-Polished (SPO) – A honed or semi-polished finish blends shiny and matte surfaces, with parts polished to a light sheen and others remaining matte or textured. This creates a unique dual-texture effect that adds depth and visual interest. Easier to maintain than glossy tiles, the semi-polished surface is smooth for easy cleaning while offering durability and traction similar to unpolished tiles. Ideal for both residential and commercial interiors, honed and semi-polished tiles offer a refined, practical look with a touch of elegance.

AVAILABLE IN:

Civilization™
Notorious™

Shades 2.0*

*Bullnose and Cove Base Diagrams





Leathered Finish (LTR) – Like honed and semi-polished file, Crossville’s leathered finish is created through a mechanical process that abrades the tile’s surface, producing a subtle texture with a muted sheen. Resembling the feel of natural leather, it offers an organic, sophisticated look that adds depth and character. Ideal for a refined, understated style, this finish balances aesthetics with functionality, making it perfect for both residential and commercial interior walls and floors.

AVAILABLE IN: Owen Stone™

Modular – Tiles of various dimensions are sized so that they may be installed together in patterns with a common specified joint width. The difference between Actual and Nominal is the grout joint.

Patterned (PTN) – Another way that Crossville strikes a balance between shiny and matte finishes is with our patterned finish. Again, parts of the tile surface are polished revealing intricate, decorative patterns that offer endless versatility. This finish creates visual interest and a tactile, sensory experience. Perfect for accent walls, patterned tiles work on both interior and exterior walls, as well as floors, in commercial and residential spaces.

AVAILABLE IN: Retro Active 2.0™ Shades 2.0*

Polished (PO) – Crossville’s polished porcelain tile finish is created by grinding and polishing the tile surface to achieve a smooth, glossy, and reflective appearance. This finish enhances the tile’s color and pattern, adding a sleek, sophisticated look ideal for modern interior floors and walls. When paired with other textures, it increases visual interest. Polished finish is not recommended for wet areas where standing water may occur or for exterior horizontal and/or walking surfaces.

AVAILABLE IN: Cross-Colors Mingles* Retro Active 2.0™

Rectified/Cross-Grid™ – A tile that has had all edges mechanically finished to achieve a more precise facial dimension. 3-4mm grout joint recommended.

Satin (SAT) – Like glossy tiles, satin tiles get their shine through a glaze applied to the surface during manufacturing. However, where glossy tiles are glass-like and slick to the touch, a satin finish offers a soft, subtle sheen with a low to medium reflectivity that balances between matte and glossy. Satin colors appear slightly muted and understated, giving spaces a more natural, elegant look, and the surface feels velvety or silky to the touch. Crossville’s Satin finish products are recommended for interior walls in residential and commercial spaces.

AVAILABLE IN: Color by Numbers™ Swatches™

Unpolished Matte (UPS) – Crossville’s unpolished file features a natural, matte surface that offers a soft, understated appearance with a non-reflective, muted look that adds warmth and depth to a space. Unpolished surfaces tend to hide dirt and smudge better than glossier options, making them low-maintenance and durable for both residential and commercial applications.

AVAILABLE IN: Cotto Moderno™ Notorious™
Access Point™ Cross-Colors Mingles* Portugal™
Alaska* Gotham* Ready to Wear™
Altered State™ Java Joint™ Retro Active 2.0™
Argent 2.0™ Marblique™ Rural Retreat™
Argent 2.5™ Main Street™ Shades 2.0*
Basalt™ Multiplier™ Stone Fiction™
Civilization™ Native Metal™ Trajectory™
Color Blox 2.0* Nest*

Visual Touch™ – Tile and texture are inextricably intermingled with Crossville’s Visual Touch™ technology, enhancing every aspect of a space and creating a sense of harmony that invites touch and sensory connection. By syncing the visual and the tactile experience, the tile’s authenticity is magnified for boundless artistic expression.

AVAILABLE IN: Marblique™
Sand Garden™
Portland Cliff™



Rural Retreat ▶ RRL01 Daybreak

SAMPLE EXPRESS

**Order your samples quickly and easily
online at CrossvilleInc.com**

We offer a variety of sizes and shipping options to satisfy your project needs.

You may also place sample orders through your Crossville representative, by emailing Crossville.samples@ahfproducts.com or calling **800.221.9093**

CROSSVILLE.COM

You'll find comprehensive information about Crossville's entire portfolio of products. You can also learn about the latest styles and trends from industry experts, download detailed care and maintenance instructions for our various products, or browse electronic versions of Crossville's product brochures. So whether you need information about Crossville products or tile in general, please visit us at Crossville.com.

*Information here is subject to change.
Please refer to Crossville.com for the latest, most accurate information.



349 Sweeney Drive
Crossville, Tennessee 38555
Phone 931.484.2110
Fax 931.456.2956
Crossc@Crossville.com
Crossville.com

Trade Organizations



Wet Dynamic Coefficient of Friction information gathered as a result of DCOF Acu Test™
All products manufactured by Crossville® contain pre-consumer recycled content. Globally sourced products contain varied amounts of recycled content.

©2026 AHF, LLC. All trademarks are owned by AHF, LLC, or its subsidiaries or affiliates.
Printed in USA. NOTE: Due to printing limitations, colors pictured cannot be guaranteed to match actual material.